

## Q1 Your name (last, first)

Answered: 172 Skipped: 0

## Q2 Email addresses. Please provide permanent (non-Wittenberg) email addresses.

Answered: 172 Skipped: 0

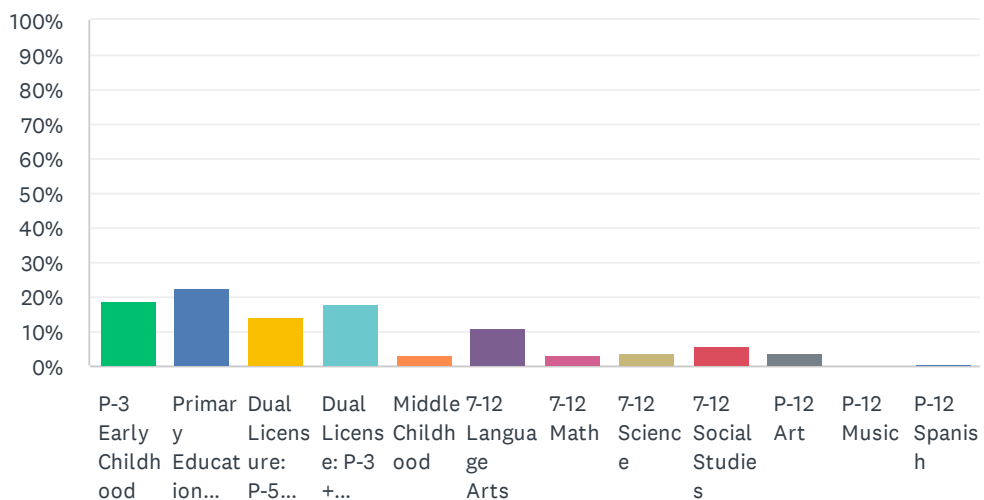
ANSWER CHOICES	RESPONSES	
Alternate Email	51.16%	88
Primary Personal Email	100.00%	172

### Q3 What is your cell phone number?

Answered: 172 Skipped: 0

## Q4 Your licensure area

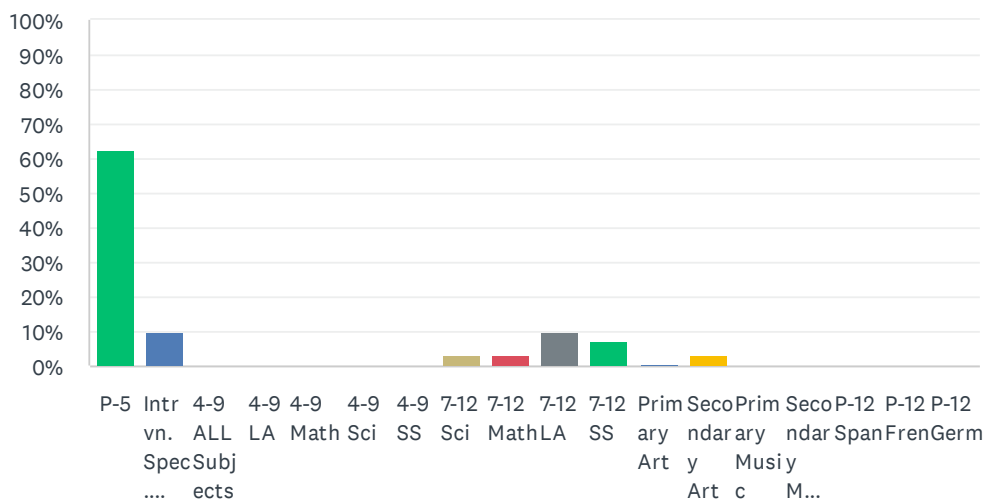
Answered: 172 Skipped: 0



ANSWER CHOICES	RESPONSES	
P-3 Early Childhood	19.19%	33
Primary Education (P-5)	22.67%	39
Dual Licensure: P-5 + Mild/Moderate K-12	13.95%	24
Dual License: P-3 + Mild/Moderate K-12	18.02%	31
Middle Childhood	2.91%	5
7-12 Language Arts	11.05%	19
7-12 Math	2.91%	5
7-12 Science	3.49%	6
7-12 Social Studies	5.81%	10
P-12 Art	3.49%	6
P-12 Music	0.00%	0
P-12 Spanish	0.58%	1
Total Respondents: 172		

## Q5 Cooperating Teacher Grade or Subject Area:

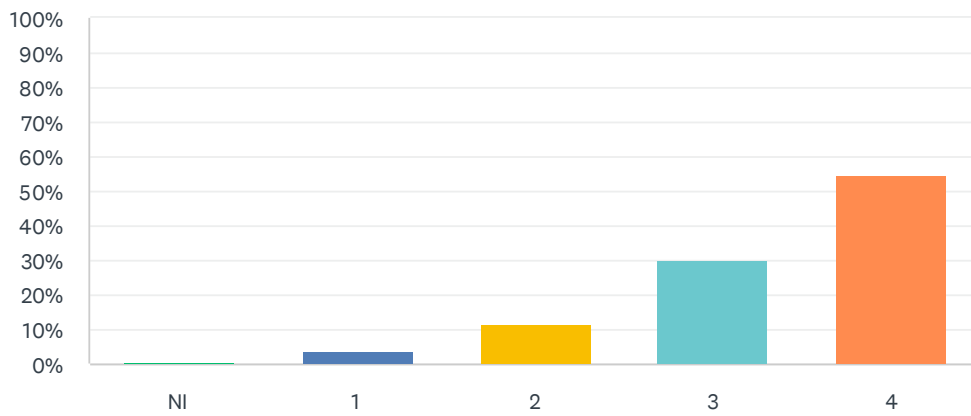
Answered: 167 Skipped: 5



ANSWER CHOICES	RESPONSES	
P-5	62.87%	105
Intrvn. Spec. (K-12)	10.18%	17
4-9 ALL Subjects	0.00%	0
4-9 LA	0.00%	0
4-9 Math	0.00%	0
4-9 Sci	0.00%	0
4-9 SS	0.00%	0
7-12 Sci	2.99%	5
7-12 Math	2.99%	5
7-12 LA	10.18%	17
7-12 SS	7.19%	12
Primary Art	0.60%	1
Secondary Art	2.99%	5
Primary Music	0.00%	0
Secondary Music	0.00%	0
P-12 Span	0.00%	0
P-12 Fren	0.00%	0
P-12 Germ	0.00%	0
<b>TOTAL</b>		<b>167</b>

## Q6 Provided an orientation to the school and other faculty.

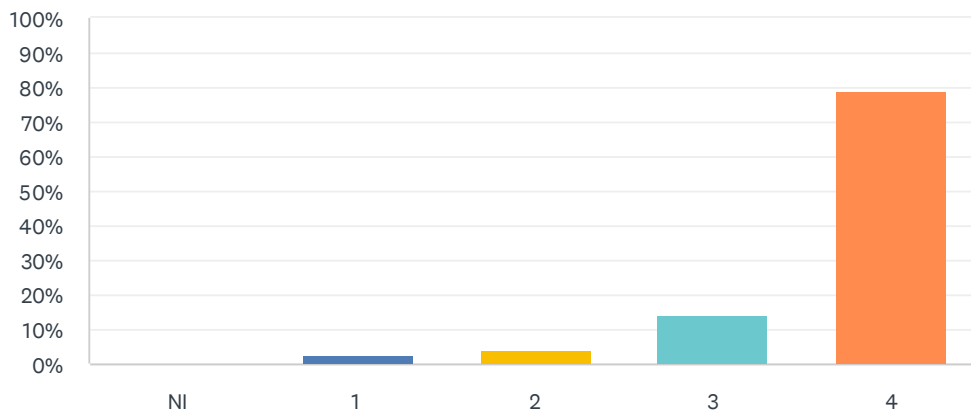
Answered: 167 Skipped: 5



ANSWER CHOICES	RESPONSES
NI	0.60% 1
1	3.59% 6
2	11.38% 19
3	29.94% 50
4	54.49% 91
TOTAL	167

## Q7 Established an effective rapport with the student teacher.

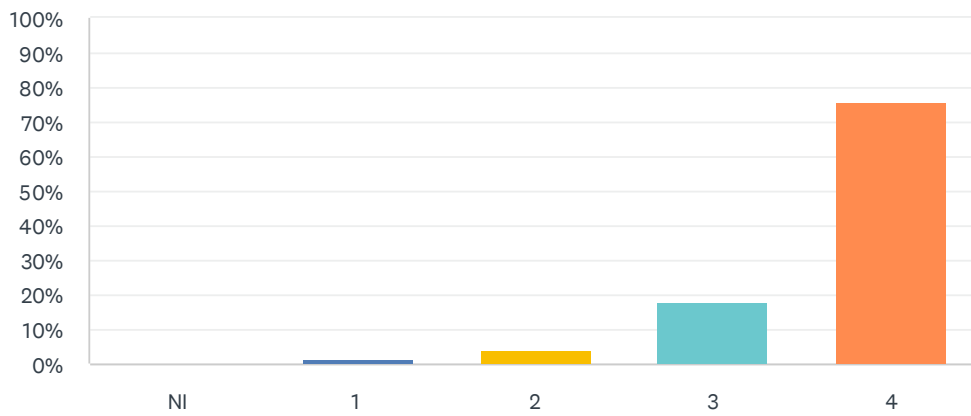
Answered: 167 Skipped: 5



ANSWER CHOICES	RESPONSES	
NI	0.00%	0
1	2.40%	4
2	4.19%	7
3	14.37%	24
4	79.04%	132
<b>TOTAL</b>		<b>167</b>

## Q8 Was a good source of ideas, materials, and information about content.

Answered: 167 Skipped: 5

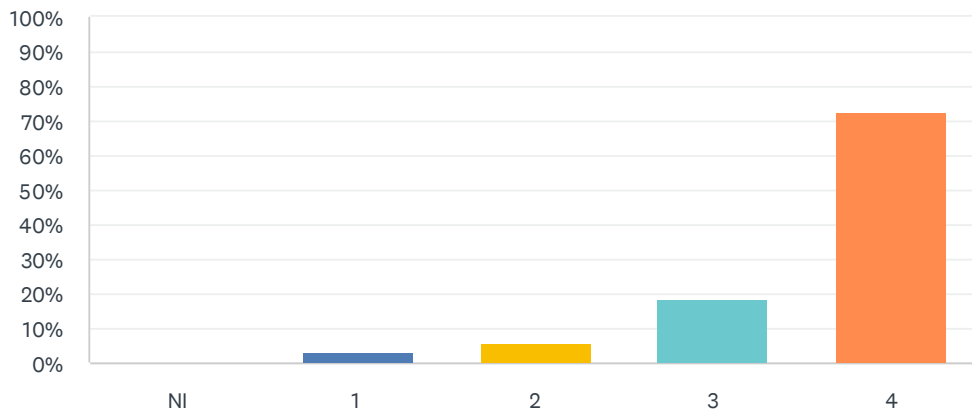


ANSWER CHOICES	RESPONSES
NI	0.00% 0
1	1.80% 3
2	4.19% 7
3	17.96% 30
4	76.05% 127
<b>TOTAL</b>	<b>167</b>



## Q9 Provided ideas about how to improve classroom instruction and make it more meaningful for students.

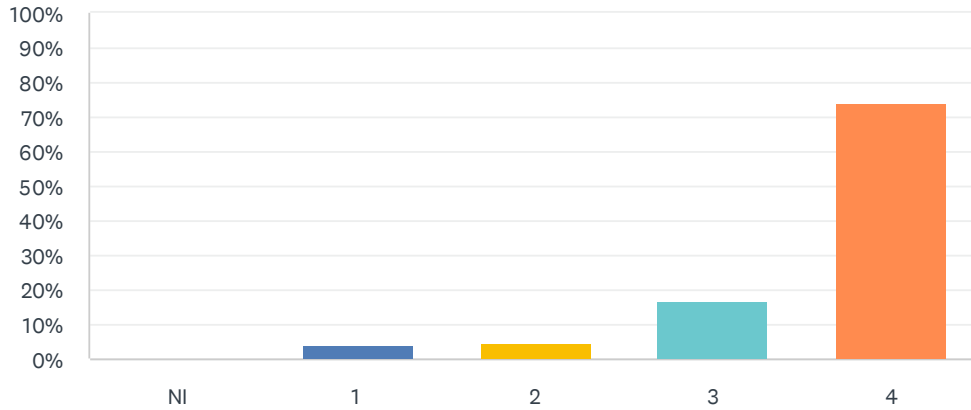
Answered: 167 Skipped: 5



ANSWER CHOICES	RESPONSES	
NI	0.00%	0
1	2.99%	5
2	5.99%	10
3	18.56%	31
4	72.46%	121
<b>TOTAL</b>		<b>167</b>

## Q10 Provided timely, positive and useful feedback as well as suggestions for improvement.

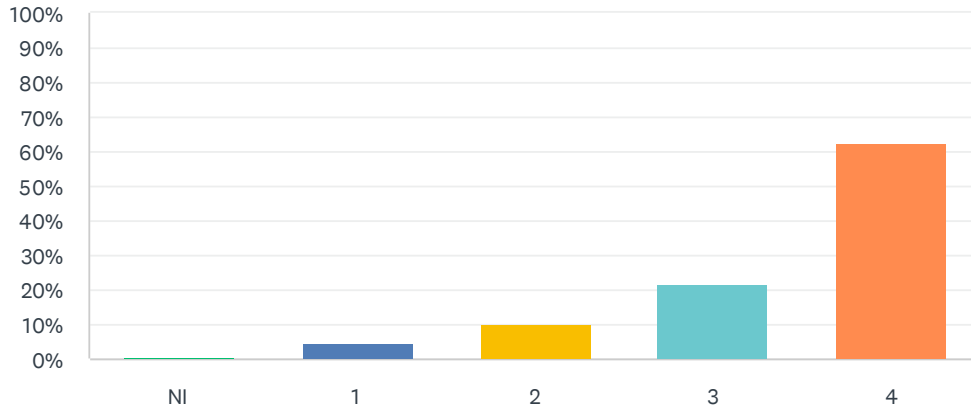
Answered: 167 Skipped: 5



ANSWER CHOICES	RESPONSES	
NI	0.00%	0
1	4.19%	7
2	4.79%	8
3	16.77%	28
4	74.25%	124
<b>TOTAL</b>		<b>167</b>

### Q11 Helped the student teacher understand how to attend to the varying individual, cultural, & social factors that influence students and learning.

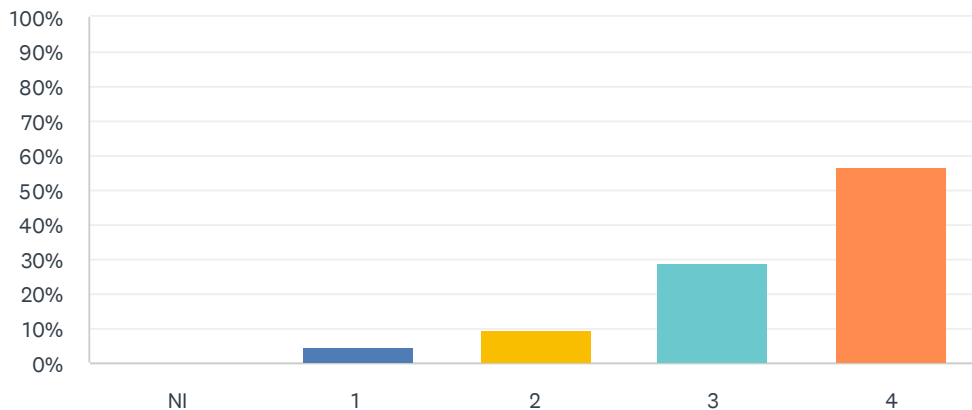
Answered: 167 Skipped: 5



ANSWER CHOICES	RESPONSES
NI	0.60% 1
1	4.79% 8
2	10.18% 17
3	21.56% 36
4	62.87% 105
TOTAL	167

## Q12 Facilitated the effective and appropriate use of various technologies to support teaching and learning.

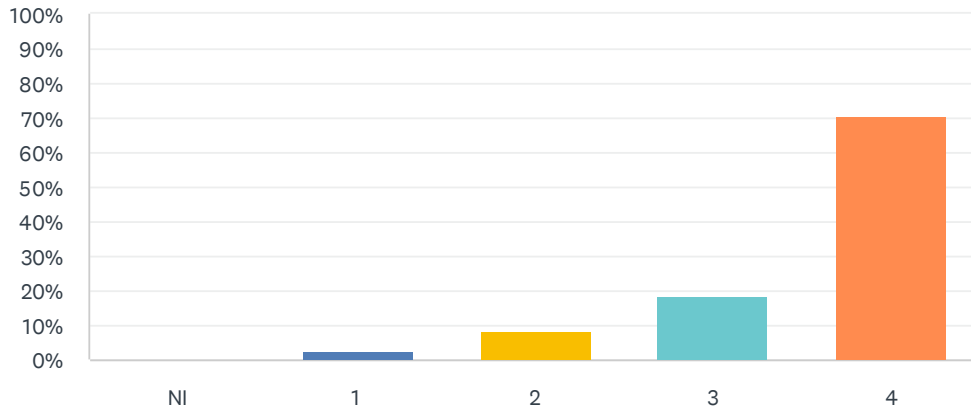
Answered: 167 Skipped: 5



ANSWER CHOICES	RESPONSES	
NI	0.00%	0
1	4.79%	8
2	9.58%	16
3	28.74%	48
4	56.89%	95
<b>TOTAL</b>		<b>167</b>

### Q13 Helped the student teacher improve the classroom management abilities: organization, communication, climate setting, discussion, guidance, etc.

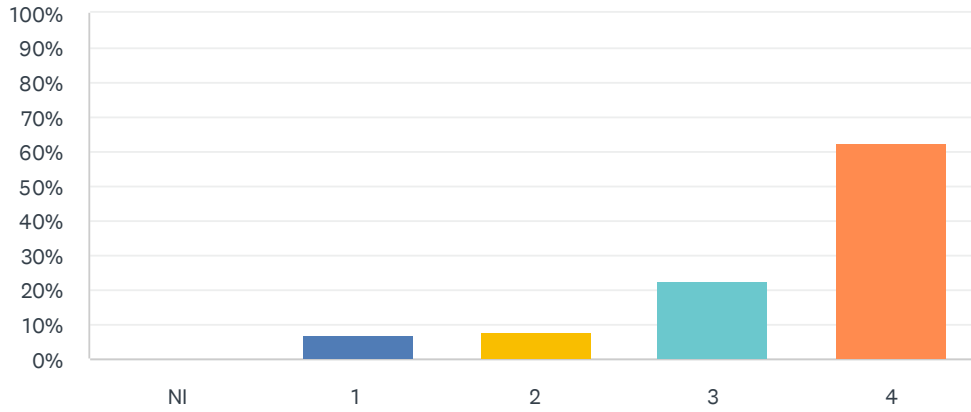
Answered: 167 Skipped: 5



ANSWER CHOICES	RESPONSES	
NI	0.00%	0
1	2.40%	4
2	8.38%	14
3	18.56%	31
4	70.66%	118
<b>TOTAL</b>		<b>167</b>

## Q14 Provided guidance about how to collaborate with colleagues and parents

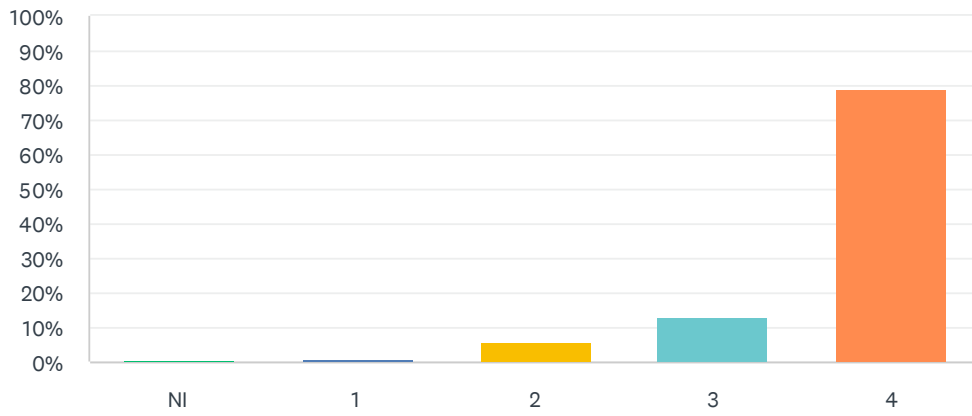
Answered: 167 Skipped: 5



ANSWER CHOICES	RESPONSES	
NI	0.00%	0
1	6.59%	11
2	7.78%	13
3	22.75%	38
4	62.87%	105
<b>TOTAL</b>		<b>167</b>

## Q15 Was an effective model and professional.

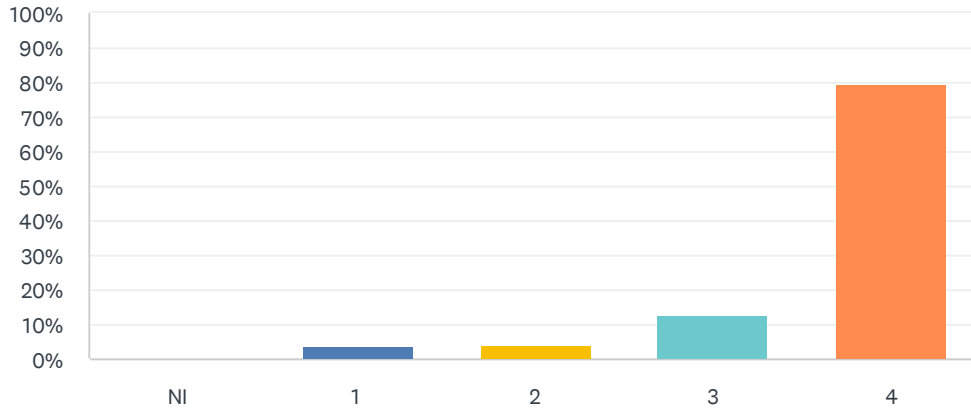
Answered: 167 Skipped: 5



ANSWER CHOICES	RESPONSES
NI	0.60% 1
1	1.20% 2
2	5.99% 10
3	13.17% 22
4	79.04% 132
TOTAL	167

## Q16 The overall quality of the support provided during the student teaching experience.

Answered: 167 Skipped: 5



ANSWER CHOICES	RESPONSES	
NI	0.00%	0
1	3.59%	6
2	4.19%	7
3	12.57%	21
4	79.64%	133
<b>TOTAL</b>		<b>167</b>

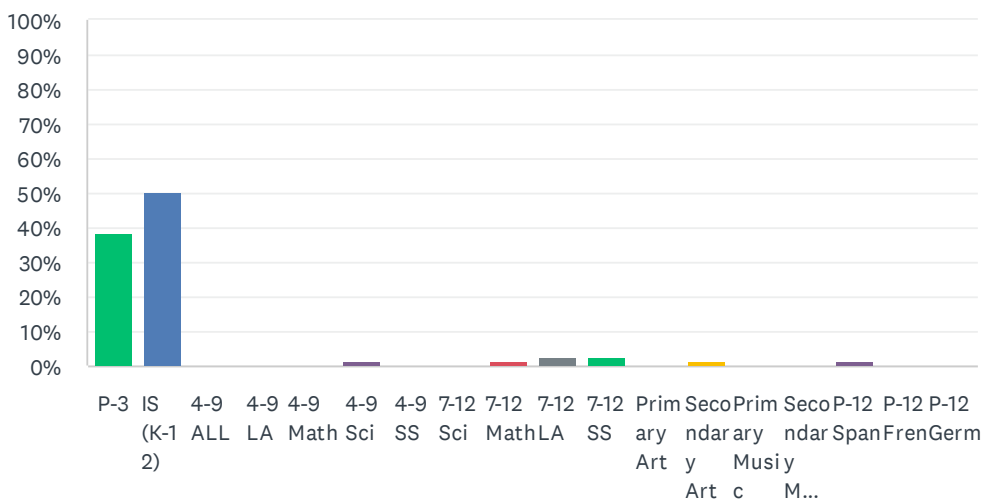


## Q17 Additional Comments:

Answered: 68 Skipped: 104

## Q18 Cooperating Teacher Grade or Subject Area:

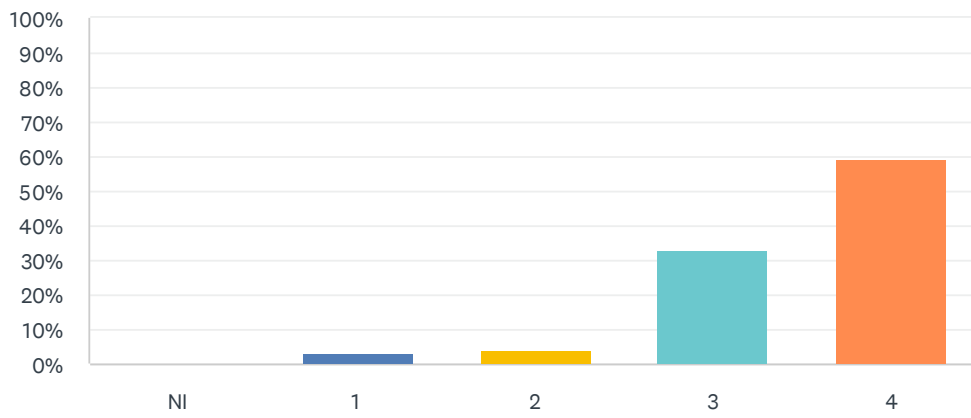
Answered: 73 Skipped: 99



ANSWER CHOICES	RESPONSES	
P-3	38.36%	28
IS (K-12)	50.68%	37
4-9 ALL	0.00%	0
4-9 LA	0.00%	0
4-9 Math	0.00%	0
4-9 Sci	1.37%	1
4-9 SS	0.00%	0
7-12 Sci	0.00%	0
7-12 Math	1.37%	1
7-12 LA	2.74%	2
7-12 SS	2.74%	2
Primary Art	0.00%	0
Secondary Art	1.37%	1
Primary Music	0.00%	0
Secondary Music	0.00%	0
P-12 Span	1.37%	1
P-12 Fren	0.00%	0
P-12 Germ	0.00%	0
<b>TOTAL</b>		<b>73</b>

## Q19 Provided an orientation to the school and other faculty.

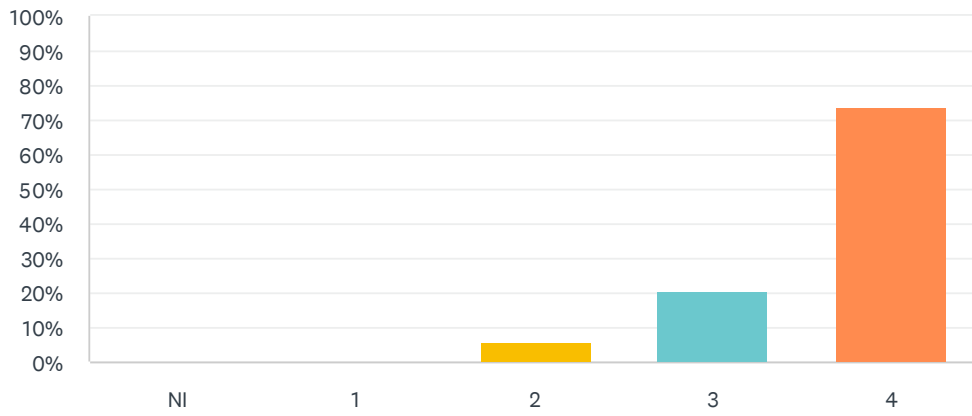
Answered: 69 Skipped: 103



ANSWER CHOICES	RESPONSES	
NI	0.00%	0
1	2.90%	2
2	4.35%	3
3	33.33%	23
4	59.42%	41
TOTAL		69

## Q20 Established an effective rapport with the student teacher.

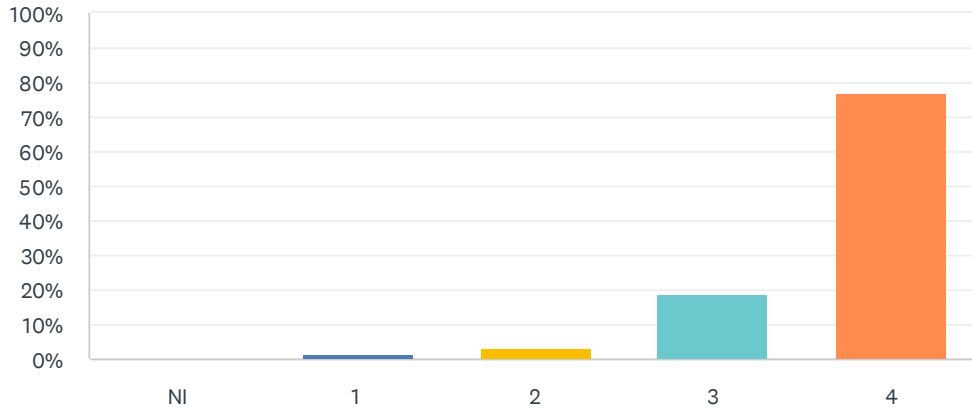
Answered: 69 Skipped: 103



ANSWER CHOICES	RESPONSES
NI	0.00% 0
1	0.00% 0
2	5.80% 4
3	20.29% 14
4	73.91% 51
<b>TOTAL</b>	<b>69</b>

## Q21 Was a good source of ideas, materials, and information about content.

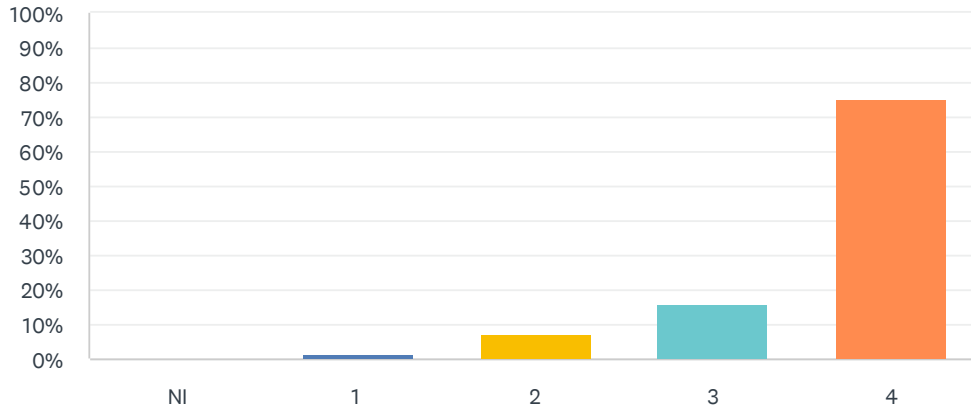
Answered: 69 Skipped: 103



ANSWER CHOICES	RESPONSES	
NI	0.00%	0
1	1.45%	1
2	2.90%	2
3	18.84%	13
4	76.81%	53
<b>TOTAL</b>		<b>69</b>

## Q22 Provided ideas about how to improve classroom instruction and make it more meaningful for students.

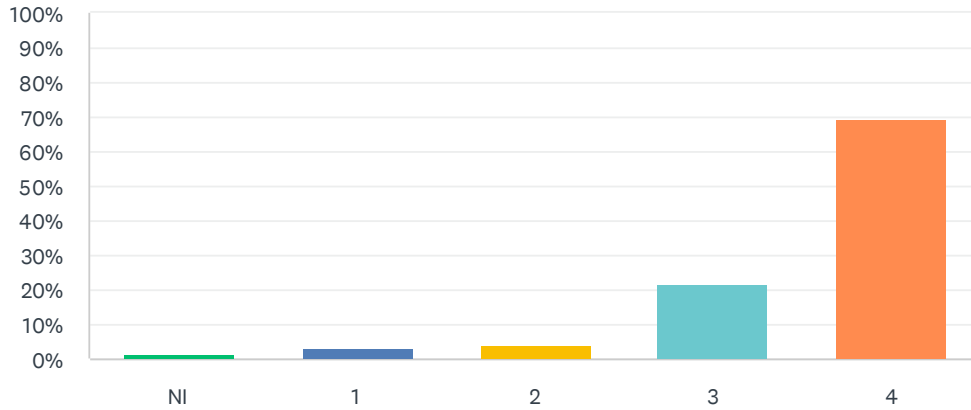
Answered: 69 Skipped: 103



ANSWER CHOICES	RESPONSES	
NI	0.00%	0
1	1.45%	1
2	7.25%	5
3	15.94%	11
4	75.36%	52
<b>TOTAL</b>		<b>69</b>

## Q23 Provided timely, positive and useful feedback as well as suggestions for improvement.

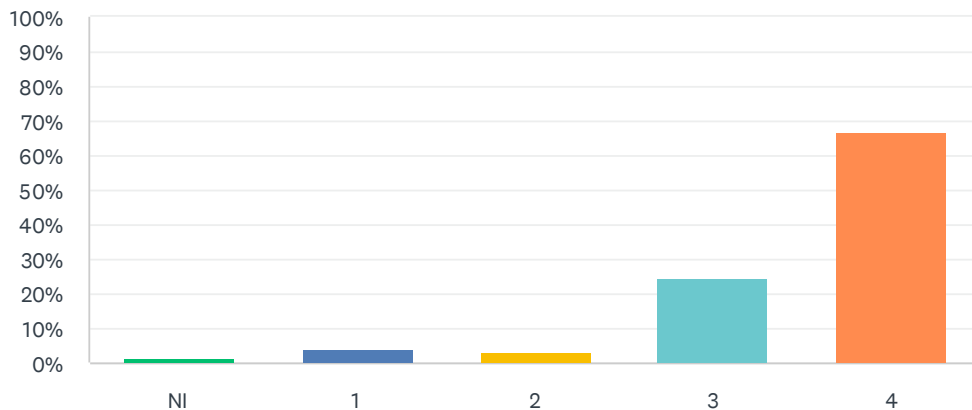
Answered: 69 Skipped: 103



ANSWER CHOICES	RESPONSES
NI	1.45% 1
1	2.90% 2
2	4.35% 3
3	21.74% 15
4	69.57% 48
<b>TOTAL</b>	<b>69</b>

## Q24 Helped the student teacher understand how to attend to the varying individual, cultural, & social factors that influence students and learning.

Answered: 69 Skipped: 103

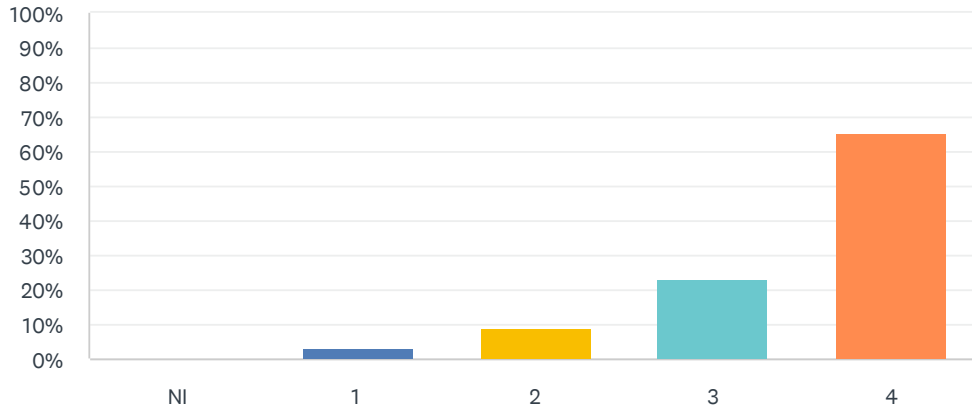


ANSWER CHOICES	RESPONSES
NI	1.45% 1
1	4.35% 3
2	2.90% 2
3	24.64% 17
4	66.67% 46
<b>TOTAL</b>	<b>69</b>



## Q25 Facilitated the effective and appropriate use of various technologies to support teaching and learning.

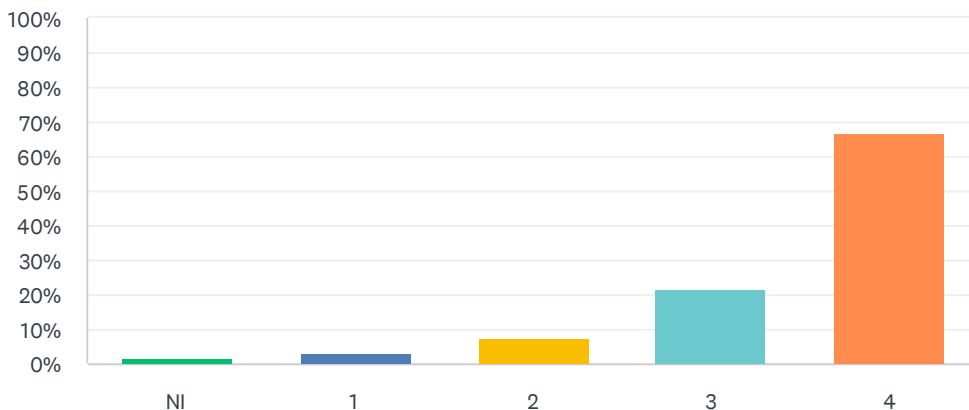
Answered: 69 Skipped: 103



ANSWER CHOICES	RESPONSES	
NI	0.00%	0
1	2.90%	2
2	8.70%	6
3	23.19%	16
4	65.22%	45
<b>TOTAL</b>		<b>69</b>

## Q26 Helped the student teacher improve the classroom management abilities: organization, communication, climate setting, discussion, guidance, etc.

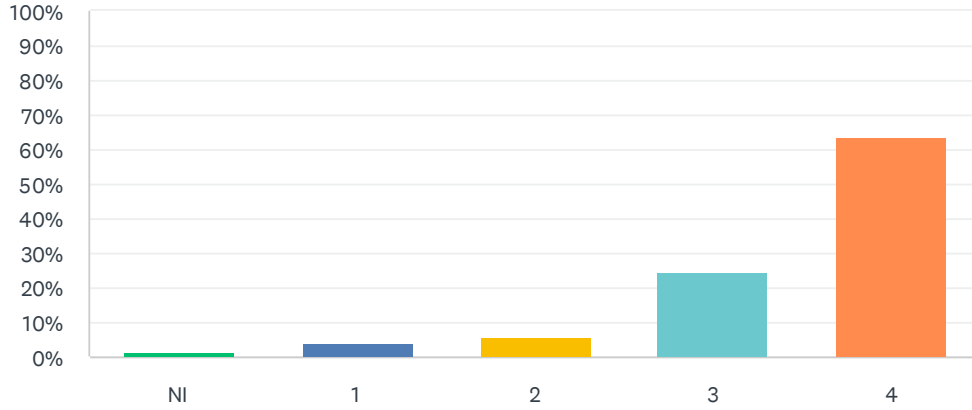
Answered: 69 Skipped: 103



ANSWER CHOICES	RESPONSES	
NI	1.45%	1
1	2.90%	2
2	7.25%	5
3	21.74%	15
4	66.67%	46
<b>TOTAL</b>		<b>69</b>

## Q27 Provided guidance about how to collaborate with colleagues and parents

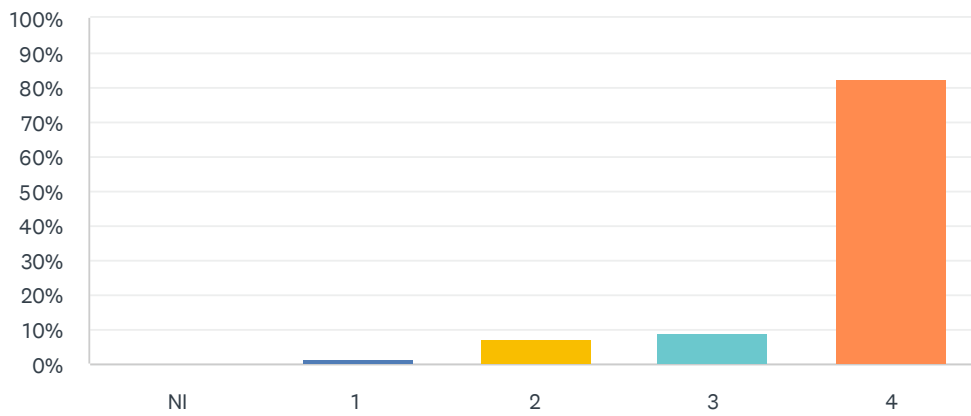
Answered: 69 Skipped: 103



ANSWER CHOICES	RESPONSES	
NI	1.45%	1
1	4.35%	3
2	5.80%	4
3	24.64%	17
4	63.77%	44
TOTAL		69

## Q28 Was an effective model and professional.

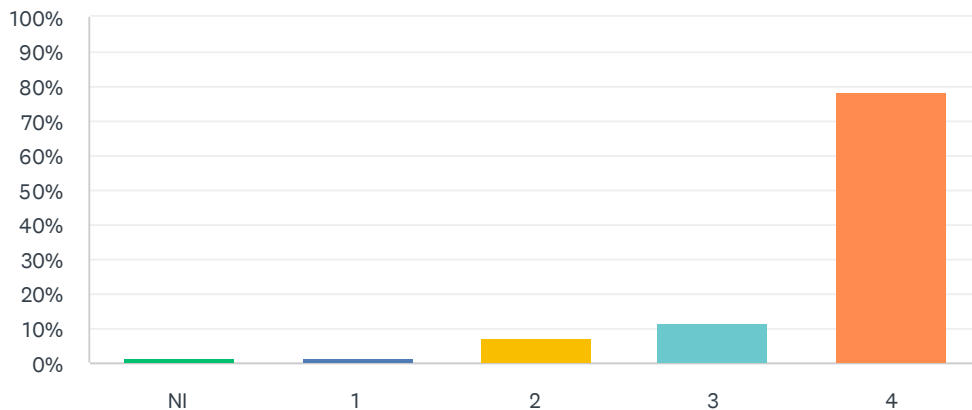
Answered: 69 Skipped: 103



ANSWER CHOICES	RESPONSES	
NI	0.00%	0
1	1.45%	1
2	7.25%	5
3	8.70%	6
4	82.61%	57
<b>TOTAL</b>		<b>69</b>

## Q29 The overall quality of the support provided during the student teaching experience.

Answered: 69 Skipped: 103



ANSWER CHOICES	RESPONSES	
NI	1.45%	1
1	1.45%	1
2	7.25%	5
3	11.59%	8
4	78.26%	54
<b>TOTAL</b>		<b>69</b>

## Q30 Additional Comments:

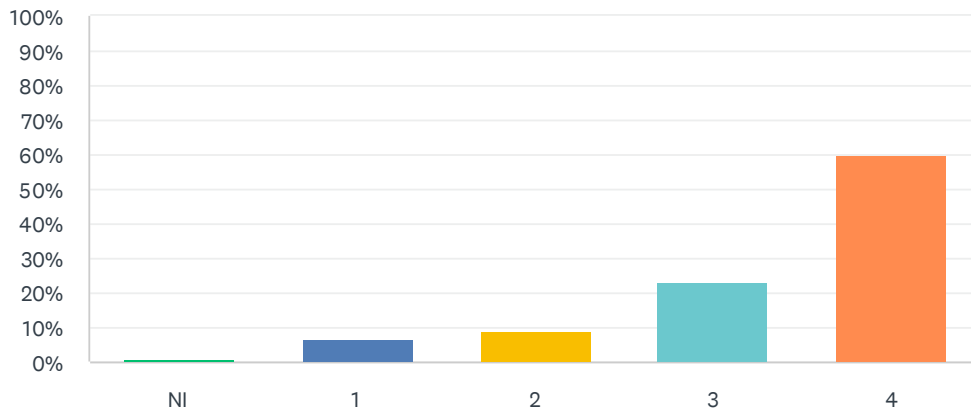
Answered: 28 Skipped: 144

## Q31 University Supervisor's Name

Answered: 101 Skipped: 71

## Q32 Provided an adequate orientation on their role as a supervisor.

Answered: 164 Skipped: 8

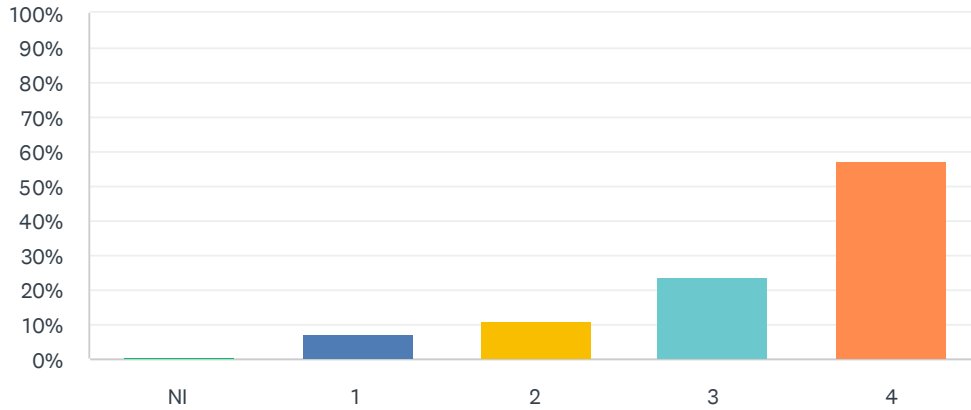


ANSWER CHOICES	RESPONSES
NI	1.22% 2
1	6.71% 11
2	9.15% 15
3	23.17% 38
4	59.76% 98
<b>TOTAL</b>	<b>164</b>



### Q33 Developed a team approach by communicating frequently with the cooperating teacher and student teacher.

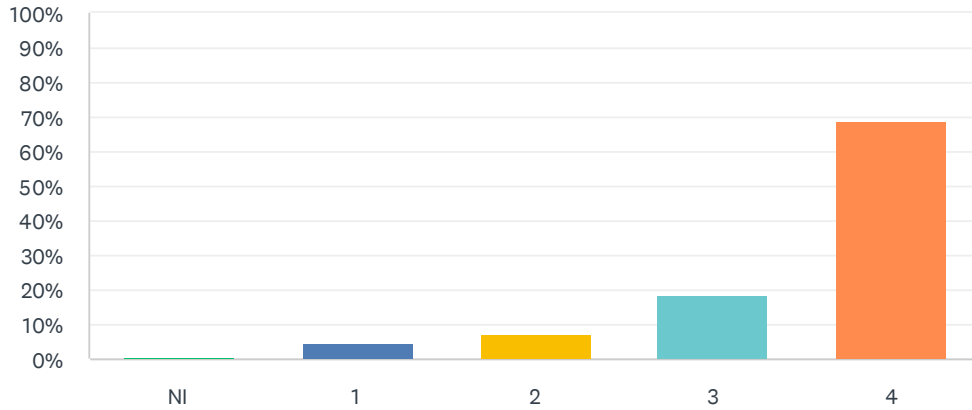
Answered: 164 Skipped: 8



ANSWER CHOICES	RESPONSES
NI	0.61% 1
1	7.32% 12
2	10.98% 18
3	23.78% 39
4	57.32% 94
TOTAL	164

## Q34 Demonstrated a sincere interest in the development of the student teacher.

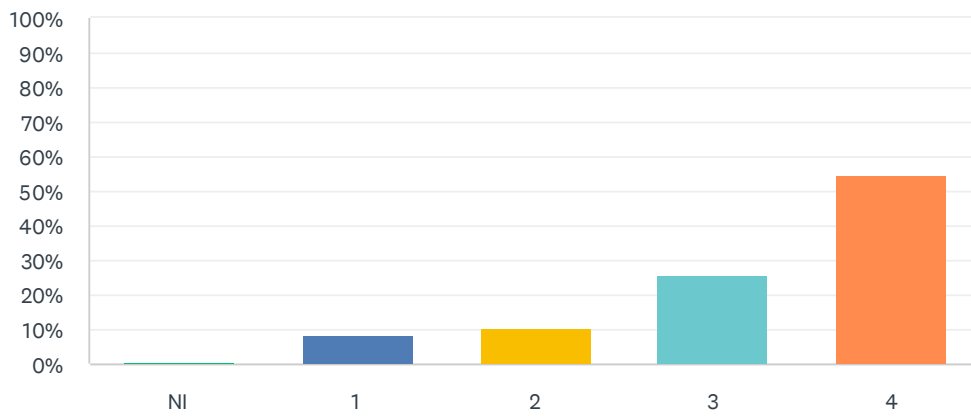
Answered: 164 Skipped: 8



ANSWER CHOICES	RESPONSES
NI	0.61% 1
1	4.88% 8
2	7.32% 12
3	18.29% 30
4	68.90% 113
TOTAL	164

### Q35 Provided useful suggestions and/or materials about teaching content.

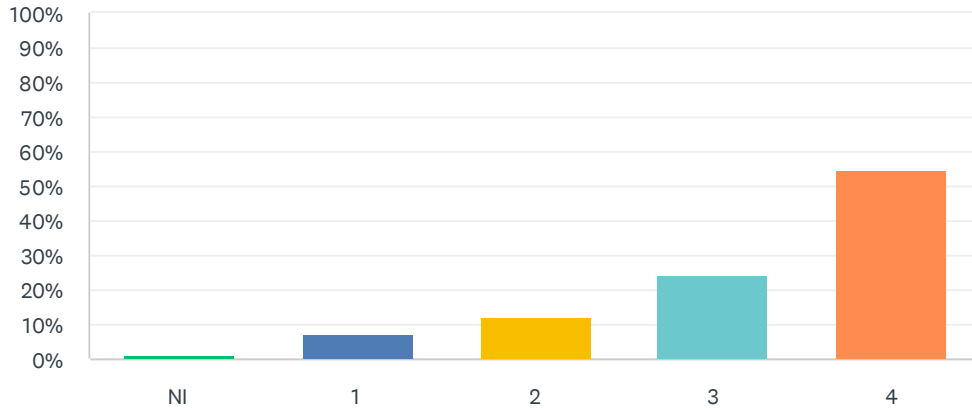
Answered: 164 Skipped: 8



ANSWER CHOICES	RESPONSES	
NI	0.61%	1
1	8.54%	14
2	10.37%	17
3	25.61%	42
4	54.88%	90
<b>TOTAL</b>		<b>164</b>

### Q36 Provided ideas and strategies to help improve instruction and make it more meaningful for students.

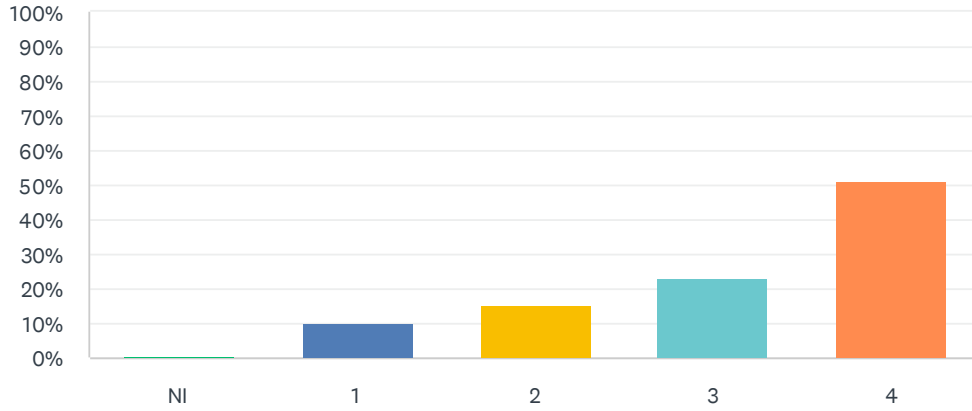
Answered: 164 Skipped: 8



ANSWER CHOICES	RESPONSES
NI	1.22% 2
1	7.32% 12
2	12.20% 20
3	24.39% 40
4	54.88% 90
TOTAL	164

### Q37 Helped the student teacher improve the classroom management abilities: organization, communication, climate setting, discussion, guidance, etc.

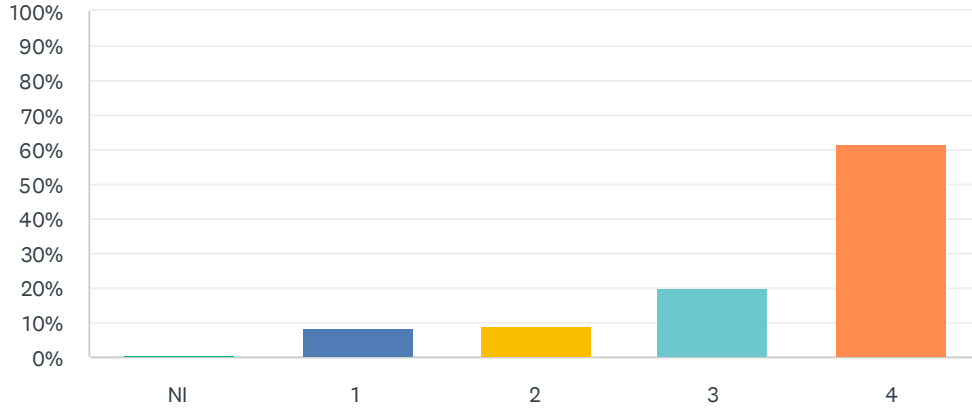
Answered: 164 Skipped: 8



ANSWER CHOICES	RESPONSES	
NI	0.61%	1
1	9.76%	16
2	15.24%	25
3	23.17%	38
4	51.22%	84
<b>TOTAL</b>		<b>164</b>

### Q38 Provided timely and helpful feedback for this particular student teacher.

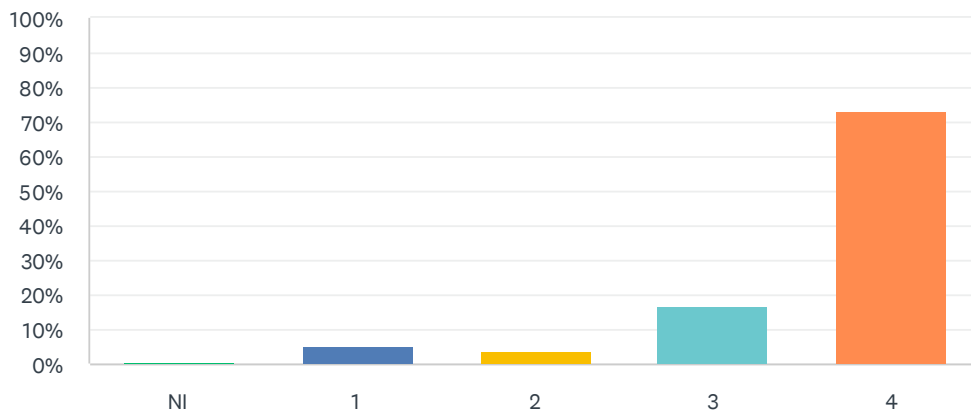
Answered: 164 Skipped: 8



ANSWER CHOICES	RESPONSES
NI	0.61% 1
1	8.54% 14
2	9.15% 15
3	20.12% 33
4	61.59% 101
<b>TOTAL</b>	<b>164</b>

### Q39 Was flexible in scheduling observations and follow-up conferences.

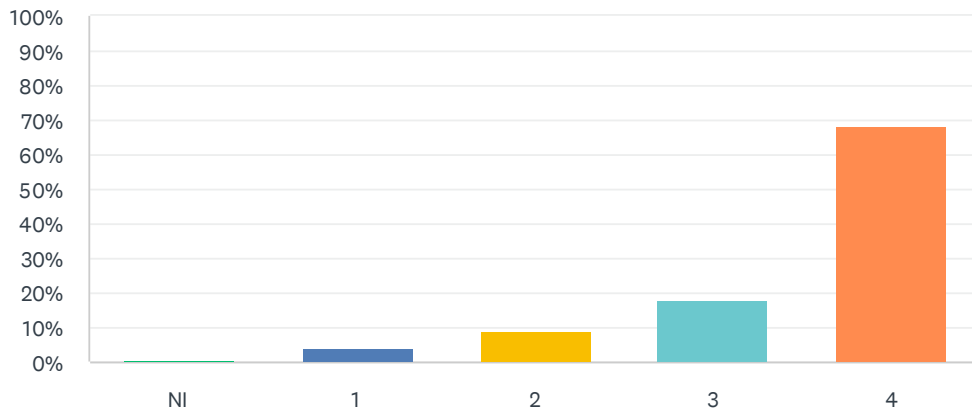
Answered: 164 Skipped: 8



ANSWER CHOICES	RESPONSES
NI	0.61% 1
1	5.49% 9
2	3.66% 6
3	17.07% 28
4	73.17% 120
<b>TOTAL</b>	<b>164</b>

## Q40 Was an effective model and professional.

Answered: 164 Skipped: 8

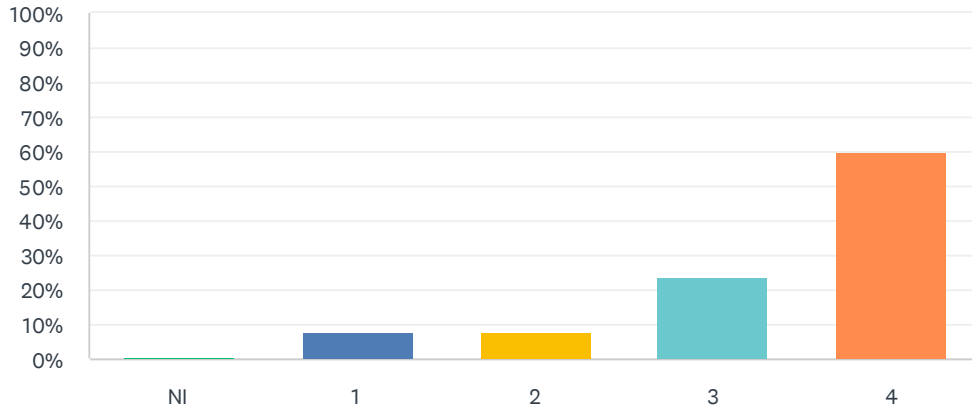


ANSWER CHOICES	RESPONSES
NI	0.61% 1
1	4.27% 7
2	9.15% 15
3	17.68% 29
4	68.29% 112
TOTAL	164



### Q41 The overall quality of the support provided during the student teaching experience:

Answered: 164 Skipped: 8



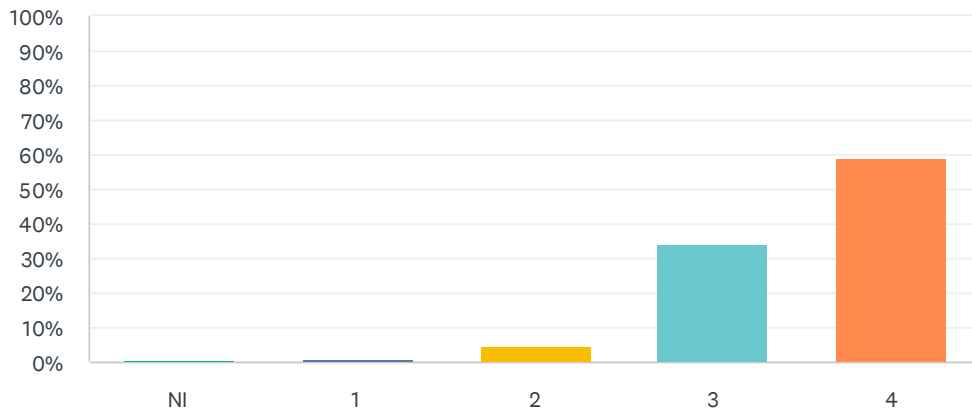
ANSWER CHOICES	RESPONSES
NI	0.61% 1
1	7.93% 13
2	7.93% 13
3	23.78% 39
4	59.76% 98
TOTAL	164

## Q42 Additional Comments:

Answered: 59 Skipped: 113

## Q43 Provided an adequate orientation on student teaching expectations.

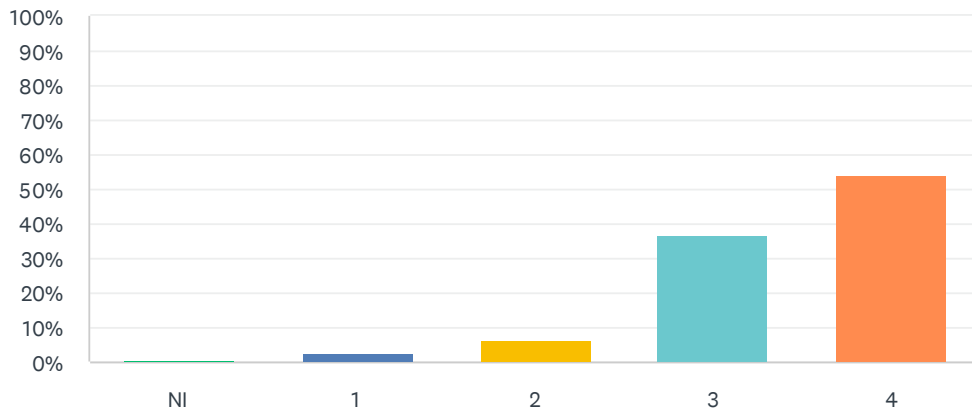
Answered: 164 Skipped: 8



ANSWER CHOICES	RESPONSES
NI	0.61% 1
1	1.22% 2
2	4.88% 8
3	34.15% 56
4	59.15% 97
TOTAL	164

## Q44 Evaluation forms were understandable and useful.

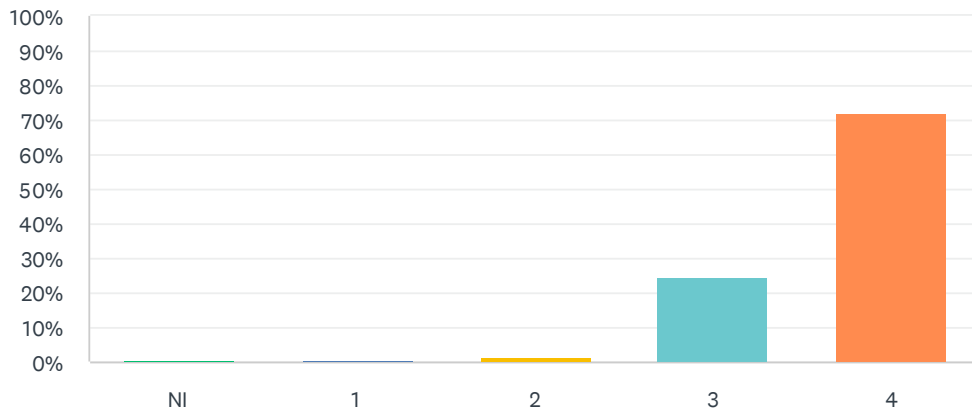
Answered: 164 Skipped: 8



ANSWER CHOICES	RESPONSES	
NI	0.61%	1
1	2.44%	4
2	6.10%	10
3	36.59%	60
4	54.27%	89
TOTAL		164

## Q45 Demonstrated professionalism.

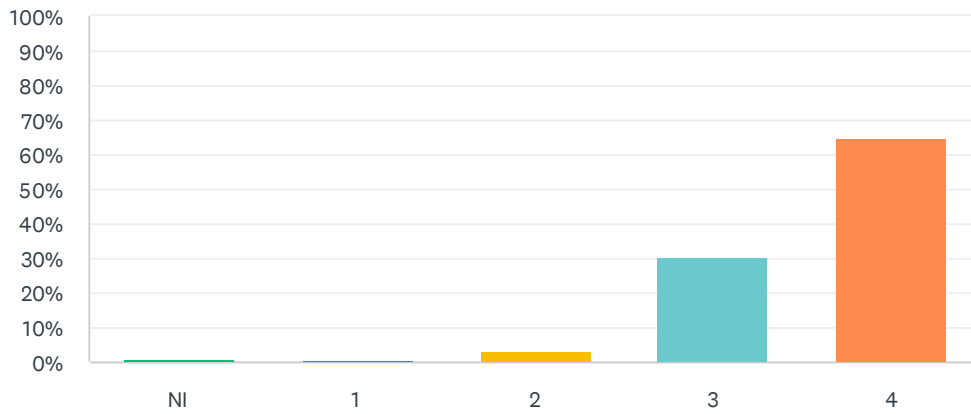
Answered: 164 Skipped: 8



ANSWER CHOICES	RESPONSES
NI	0.61% 1
1	0.61% 1
2	1.83% 3
3	25.00% 41
4	71.95% 118
TOTAL	164

## Q46 Answered inquires accurately and quickly.

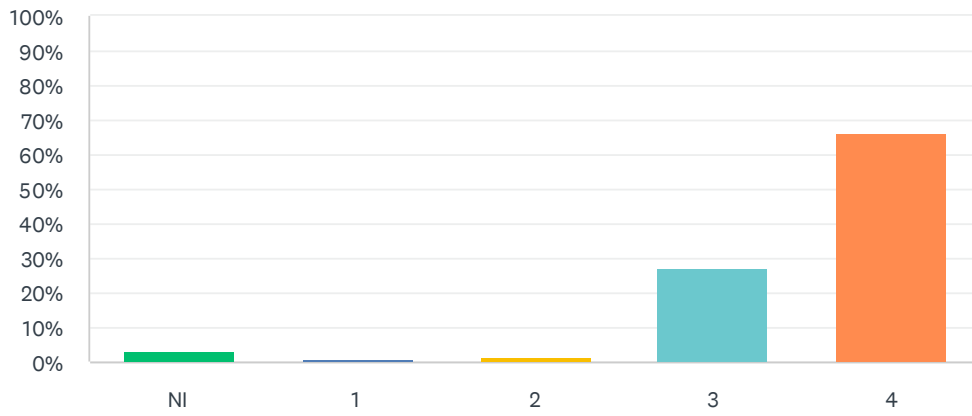
Answered: 164 Skipped: 8



ANSWER CHOICES	RESPONSES	
NI	1.22%	2
1	0.61%	1
2	3.05%	5
3	30.49%	50
4	64.63%	106
<b>TOTAL</b>		<b>164</b>

## Q47 Was available for consultation.

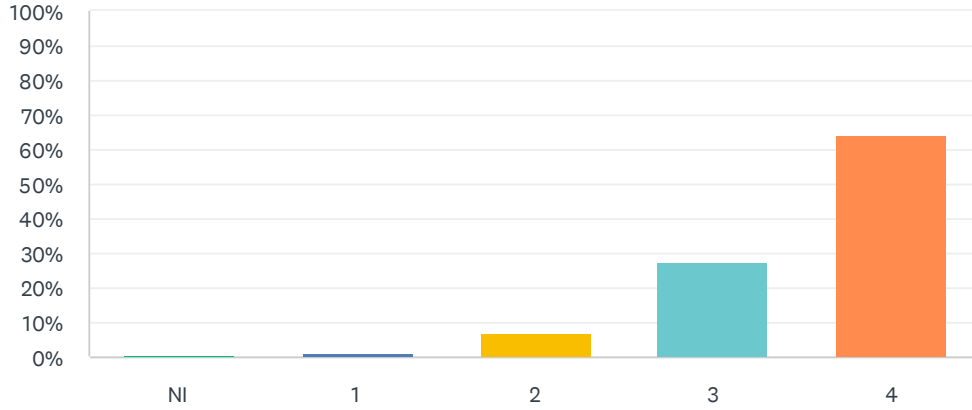
Answered: 164 Skipped: 8



ANSWER CHOICES	RESPONSES	
NI	3.05%	5
1	1.22%	2
2	1.83%	3
3	27.44%	45
4	66.46%	109
<b>TOTAL</b>		<b>164</b>

## Q48 The overall quality of the support provided during the student teaching experience.

Answered: 164 Skipped: 8



ANSWER CHOICES	RESPONSES
NI	0.61% 1
1	1.22% 2
2	6.71% 11
3	27.44% 45
4	64.02% 105
<b>TOTAL</b>	<b>164</b>

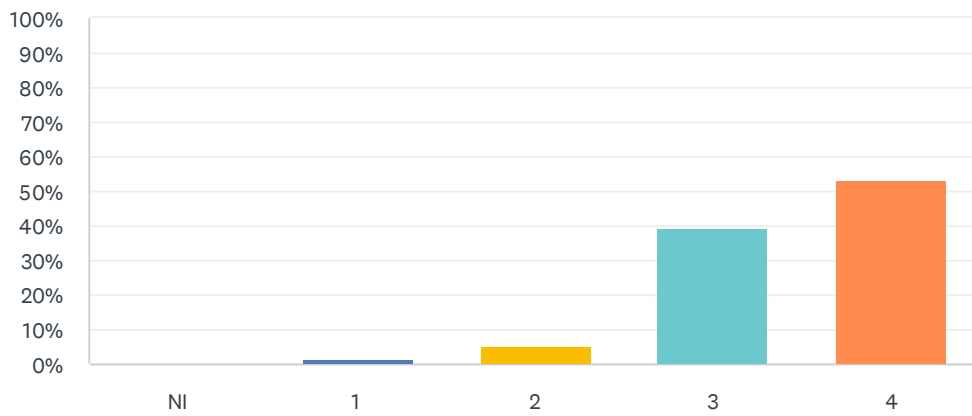


## Q49 Additional Comments:

Answered: 22 Skipped: 150

## Q50 PLANNING: Provided thorough content knowledge.

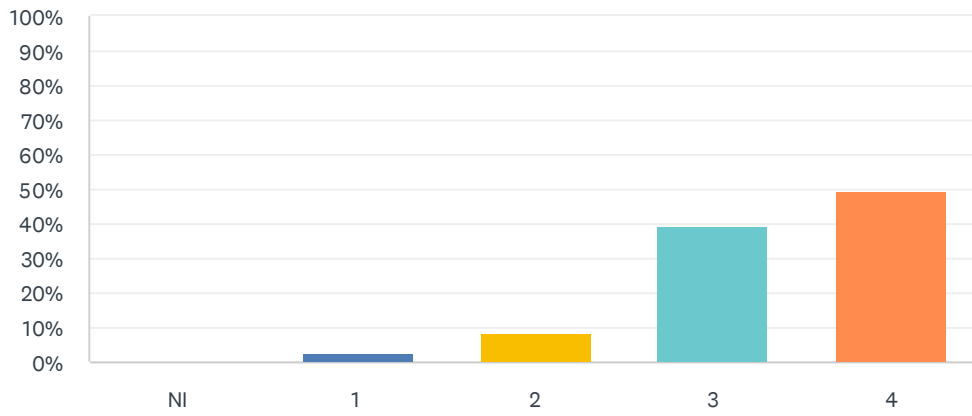
Answered: 163 Skipped: 9



ANSWER CHOICES	RESPONSES	
NI	0.00%	0
1	1.84%	3
2	5.52%	9
3	39.26%	64
4	53.37%	87
<b>TOTAL</b>		<b>163</b>

## Q51 PLANNING: How to plan effective instruction.

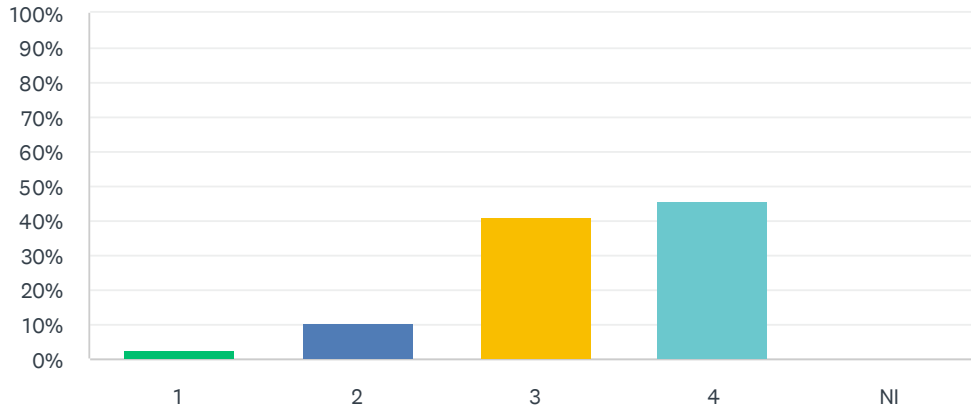
Answered: 163 Skipped: 9



ANSWER CHOICES	RESPONSES	
NI	0.00%	0
1	2.45%	4
2	8.59%	14
3	39.26%	64
4	49.69%	81
<b>TOTAL</b>		<b>163</b>

## Q52 INSTRUCTION: How to implement instructional practices that support the achievement of all learners.

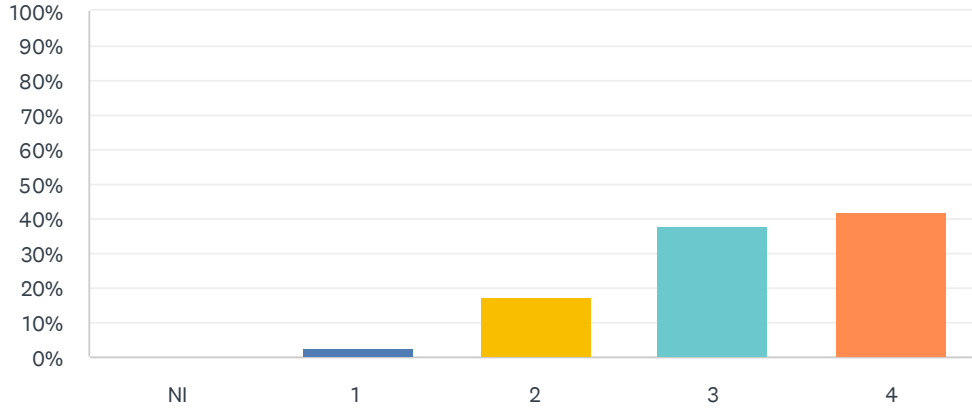
Answered: 163 Skipped: 9



ANSWER CHOICES	RESPONSES	
1	2.45%	4
2	10.43%	17
3	41.10%	67
4	46.01%	75
NI	0.00%	0
<b>TOTAL</b>		<b>163</b>

## Q53 INSTRUCTION: How to use assessment to guide classroom instruction and evaluate learning.

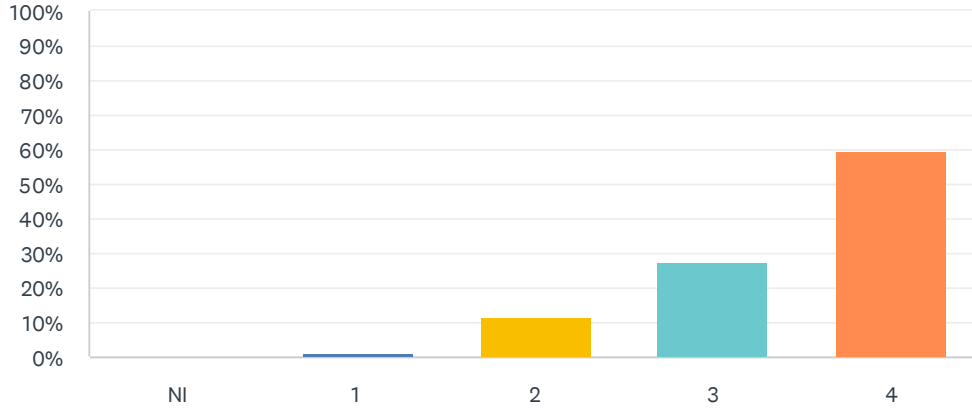
Answered: 163 Skipped: 9



ANSWER CHOICES	RESPONSES	
NI	0.00%	0
1	2.45%	4
2	17.18%	28
3	38.04%	62
4	42.33%	69
<b>TOTAL</b>		<b>163</b>

## Q54 ENVIRONMENT: How to establish a safe, nurturing, accessible, and just learning community.

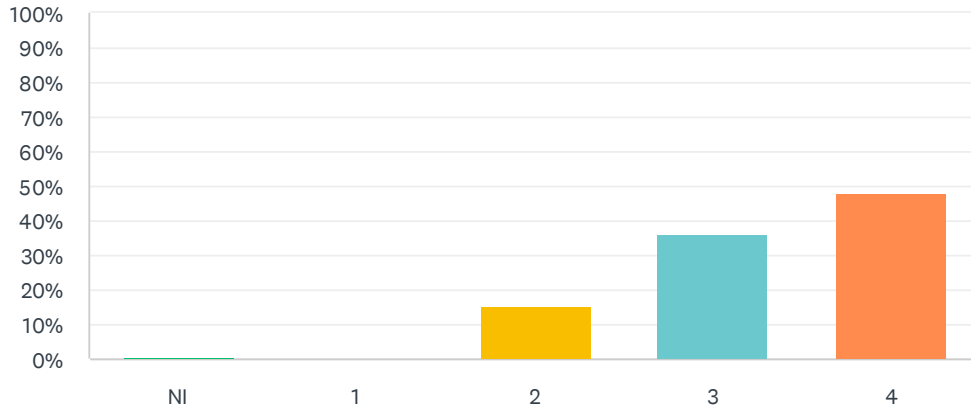
Answered: 163 Skipped: 9



ANSWER CHOICES	RESPONSES	
NI	0.00%	0
1	1.23%	2
2	11.66%	19
3	27.61%	45
4	59.51%	97
<b>TOTAL</b>		<b>163</b>

### Q55 ENVIRONMENT: How to demonstrate global awareness of sensitivity towards issues affecting schools, communities, nations and the world.

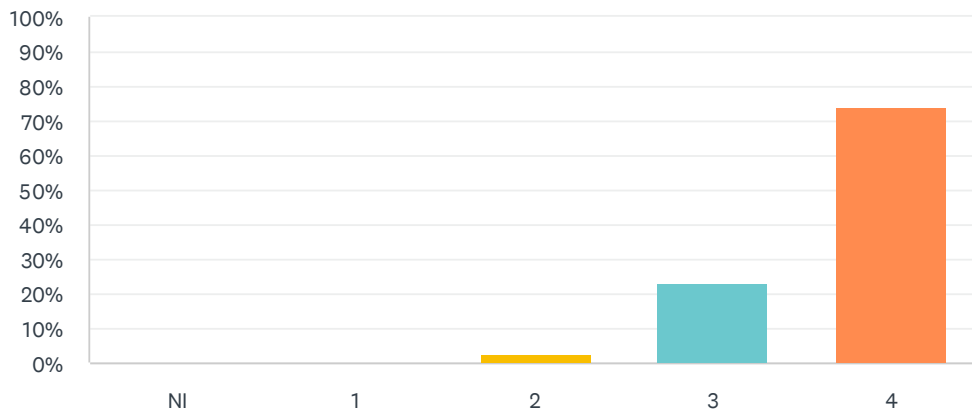
Answered: 163 Skipped: 9



ANSWER CHOICES	RESPONSES
NI	0.61% 1
1	0.00% 0
2	15.34% 25
3	36.20% 59
4	47.85% 78
<b>TOTAL</b>	<b>163</b>

## Q56 PROFESSIONALISM: How to demonstrate a commitment to professional growth and teaching excellence.

Answered: 163 Skipped: 9

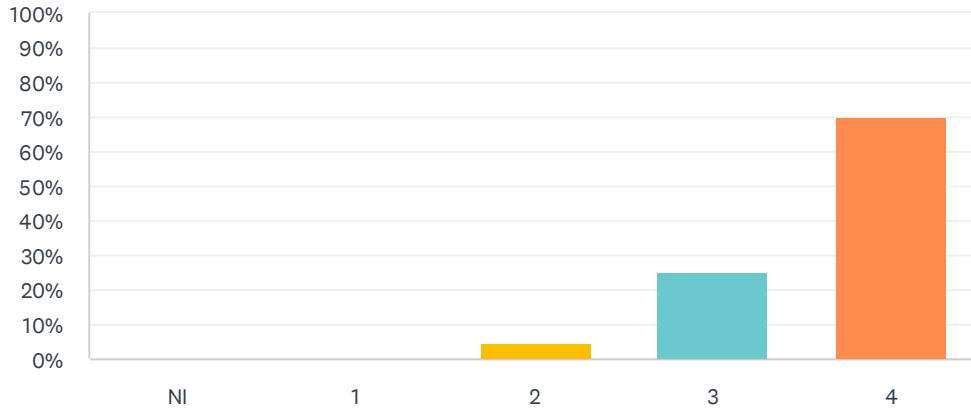


ANSWER CHOICES	RESPONSES	
NI	0.00%	0
1	0.00%	0
2	2.45%	4
3	23.31%	38
4	74.23%	121
<b>TOTAL</b>		<b>163</b>



## Q57 PROFESSIONALISM: How to demonstrate the ethics and values associated with the teaching profession.

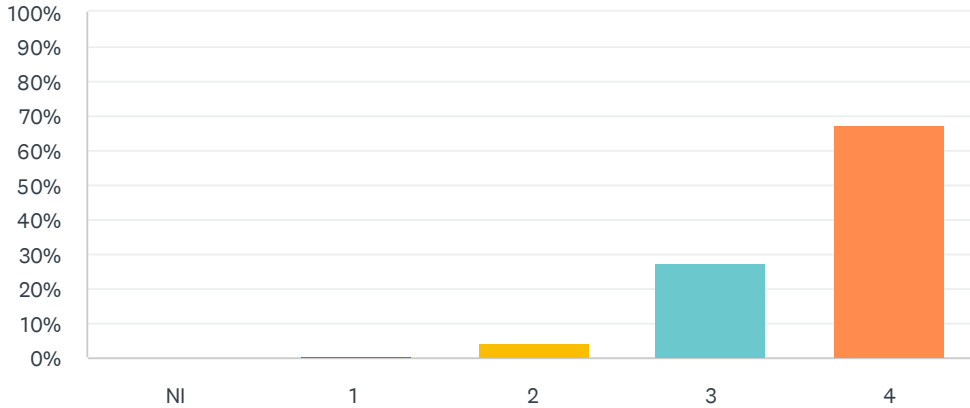
Answered: 163 Skipped: 9



ANSWER CHOICES	RESPONSES	
NI	0.00%	0
1	0.00%	0
2	4.91%	8
3	25.15%	41
4	69.94%	114
<b>TOTAL</b>		<b>163</b>

### Q58 PROFESSIONALISM: How to promote productive inquiry and collaboration through the use of proficiency in oral & written language skills, interpersonal skills, nonverbal, and media communication techniques.

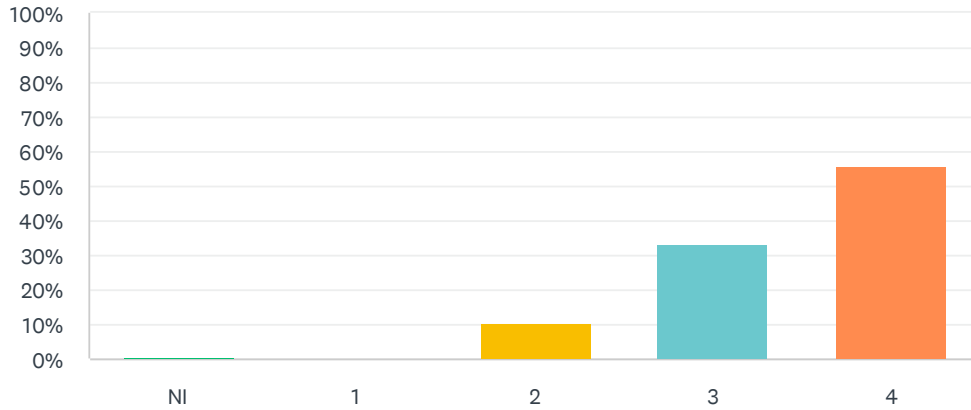
Answered: 163 Skipped: 9



ANSWER CHOICES	RESPONSES	
NI	0.00%	0
1	0.61%	1
2	4.29%	7
3	27.61%	45
4	67.48%	110
TOTAL		163

## Q59 PROFESSIONALISM: How to advocate for learners in school and community.

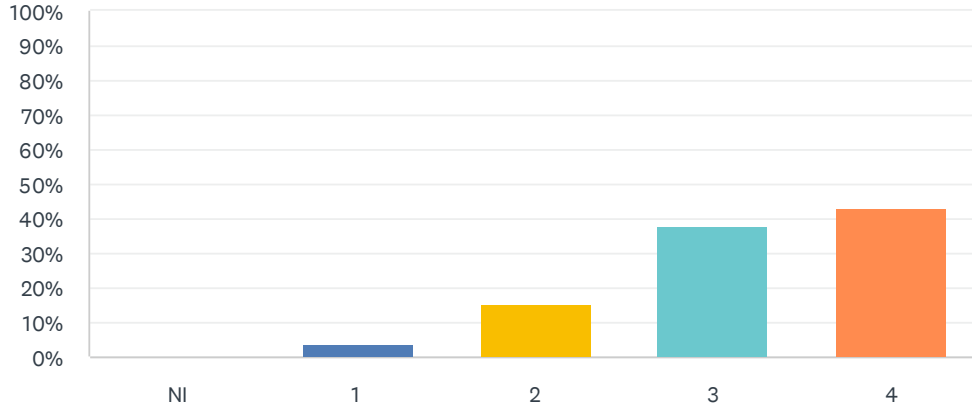
Answered: 163 Skipped: 9



ANSWER CHOICES	RESPONSES	
NI	0.61%	1
1	0.00%	0
2	10.43%	17
3	33.13%	54
4	55.83%	91
<b>TOTAL</b>		<b>163</b>

## Q60 TECHNOLOGY: How to integrate technology in a meaningful manner to support student learning.

Answered: 163 Skipped: 9



ANSWER CHOICES	RESPONSES	
NI	0.00%	0
1	3.68%	6
2	15.34%	25
3	38.04%	62
4	42.94%	70
<b>TOTAL</b>		<b>163</b>

## Q61 Additional Comments:

Answered: 18 Skipped: 154