

Q1 My name (Last, First)

Answered: 69 Skipped: 0

Q2 Student name (Last, First)

Answered: 69 Skipped: 0

Q3 Today's Date

Answered: 69 Skipped: 0

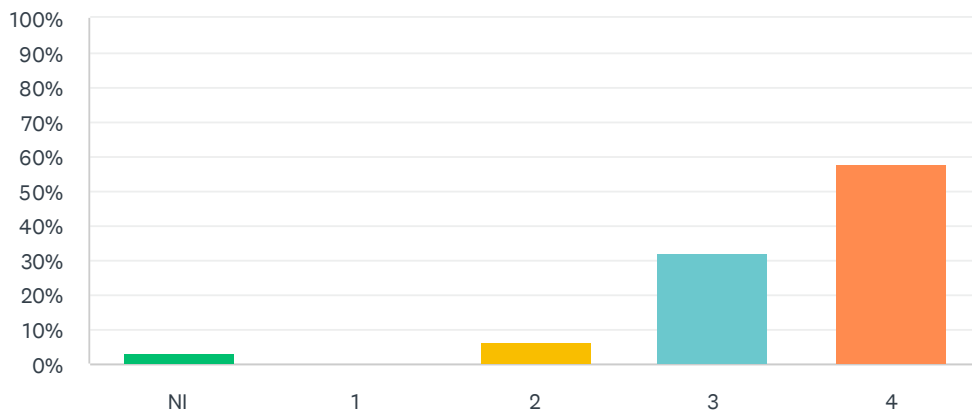
ANSWER CHOICES	RESPONSES
Date / Time	100.00% 69

Exit Survey - Clinical Faculty

ANSWER CHOICES	RESPONSES	
P-5: Primary to 5th	59.42%	41
K-12: Intervention-Mild/Moderate	26.09%	18
4-9: 2 subject areas	0.00%	0
4-9: Lang Arts	0.00%	0
4-9: Math	0.00%	0
4-9: Science	1.45%	1
4-9: Social Studies	1.45%	1
7-12: Lang Arts	8.70%	6
7-12: Math	0.00%	0
7-12: Science (Life or Earth)	0.00%	0
7-12: Social Studies	0.00%	0
P-12: Art, Primary	0.00%	0
P-12: Art, Secondary	1.45%	1
P-12: Music, Primary	0.00%	0
P-12: Music, Secondary	0.00%	0
P-12: Drama/Theater	0.00%	0
P-12: French	0.00%	0
P-12: German	0.00%	0
P-12: Spanish	1.45%	1
TOTAL		69

Q5 Provided an orientation to the school and other faculty.

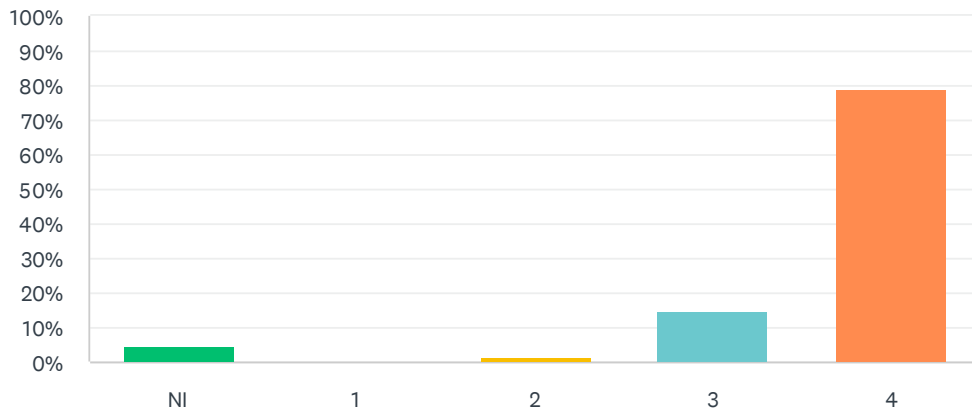
Answered: 62 Skipped: 7



ANSWER CHOICES	RESPONSES	
NI	3.23%	2
1	0.00%	0
2	6.45%	4
3	32.26%	20
4	58.06%	36
TOTAL		62

Q6 Established an effective rapport with the student teacher.

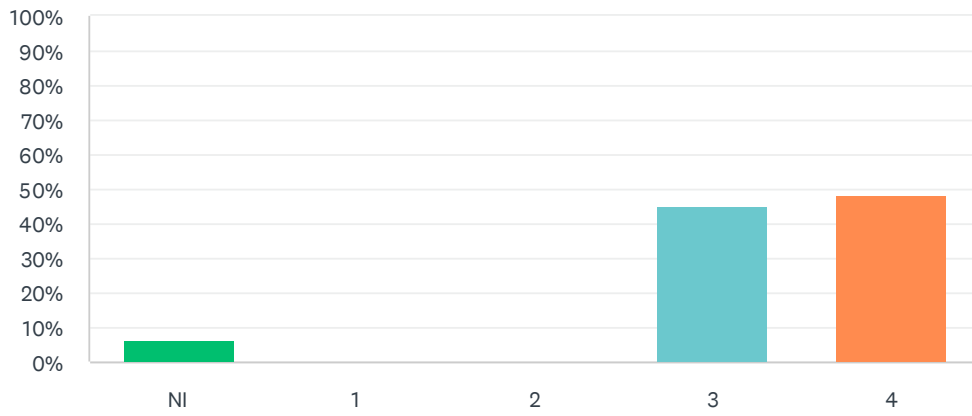
Answered: 62 Skipped: 7



ANSWER CHOICES	RESPONSES	
NI	4.84%	3
1	0.00%	0
2	1.61%	1
3	14.52%	9
4	79.03%	49
TOTAL		62

Q7 Was a good source of ideas, materials, and information about content.

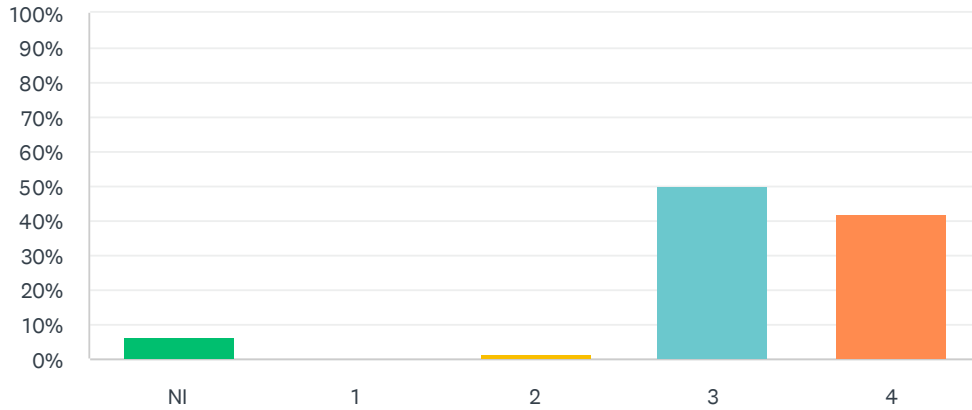
Answered: 62 Skipped: 7



ANSWER CHOICES	RESPONSES	
NI	6.45%	4
1	0.00%	0
2	0.00%	0
3	45.16%	28
4	48.39%	30
TOTAL		62

Q8 Provided ideas about how to improve classroom instruction and make it more meaningful for students.

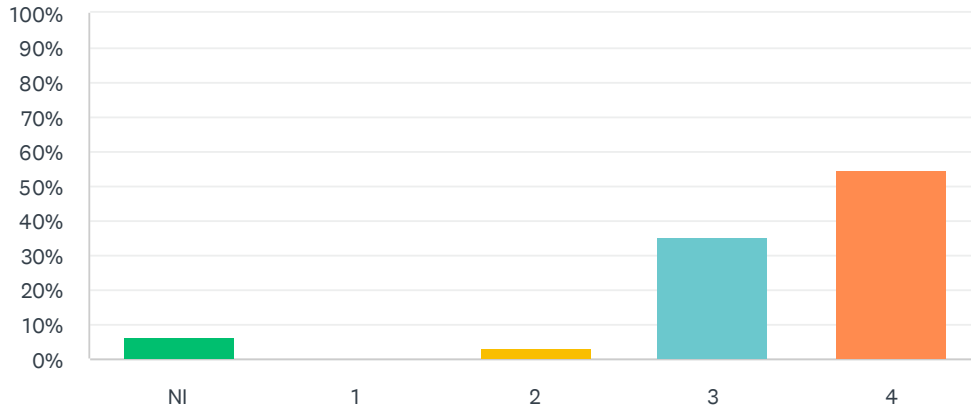
Answered: 62 Skipped: 7



ANSWER CHOICES	RESPONSES	
NI	6.45%	4
1	0.00%	0
2	1.61%	1
3	50.00%	31
4	41.94%	26
TOTAL		62

Q9 Provided timely, positive and useful feedback as well as suggestions for improvement.

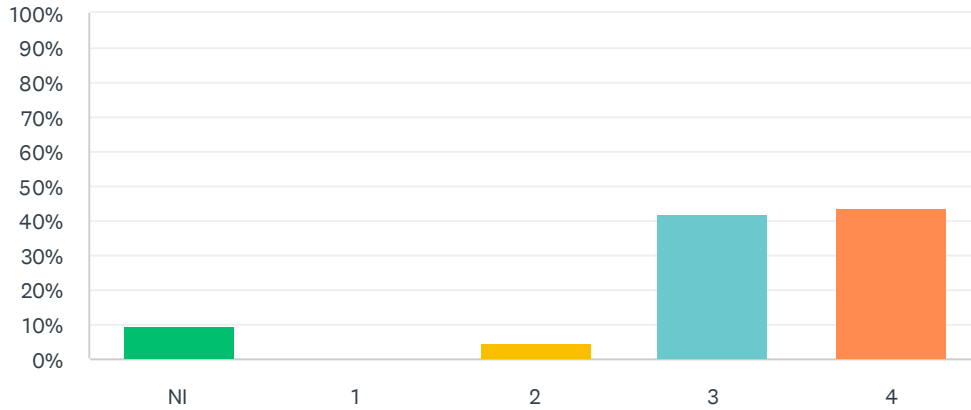
Answered: 62 Skipped: 7



ANSWER CHOICES	RESPONSES	
NI	6.45%	4
1	0.00%	0
2	3.23%	2
3	35.48%	22
4	54.84%	34
TOTAL		62

Q10 Helped the student teacher understand how to attend to the varying individual, cultural, & social factors that influence students and learning.

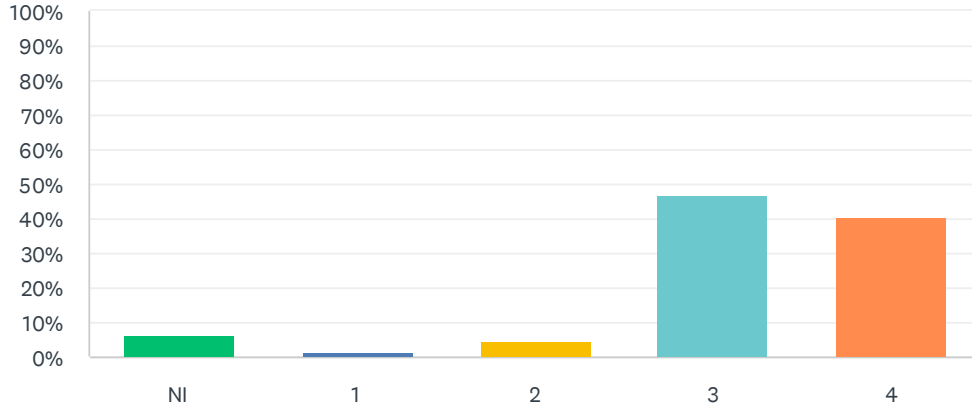
Answered: 62 Skipped: 7



ANSWER CHOICES	RESPONSES	
NI	9.68%	6
1	0.00%	0
2	4.84%	3
3	41.94%	26
4	43.55%	27
TOTAL		62

Q11 Facilitated the effective and appropriate use of various technologies to support teaching and learning.

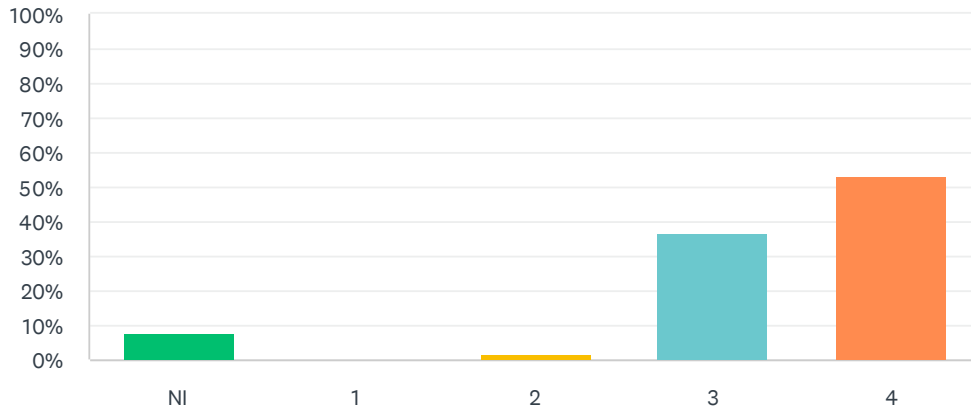
Answered: 62 Skipped: 7



ANSWER CHOICES	RESPONSES
NI	6.45% 4
1	1.61% 1
2	4.84% 3
3	46.77% 29
4	40.32% 25
TOTAL	62

Q12 Helped the student teacher improve the classroom management abilities: organization, communication, climate setting, discussion, guidance, etc.

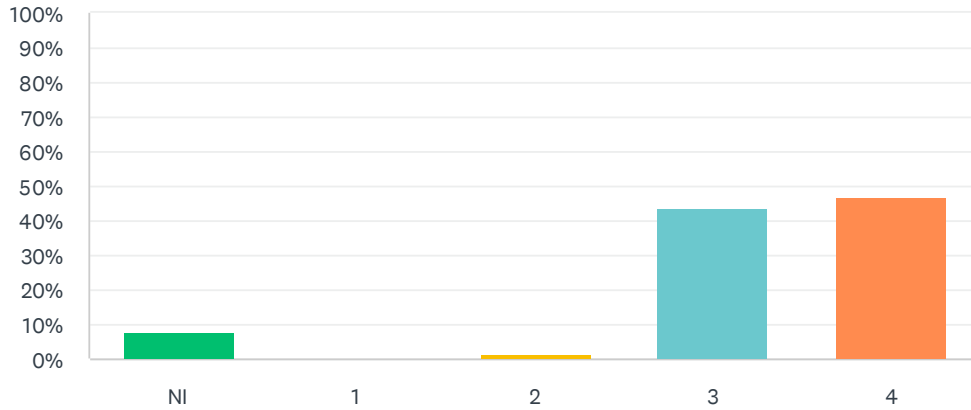
Answered: 62 Skipped: 7



ANSWER CHOICES	RESPONSES	
NI	8.06%	5
1	0.00%	0
2	1.61%	1
3	37.10%	23
4	53.23%	33
TOTAL		62

Q13 Provided guidance about how to collaborate with colleagues and parents.

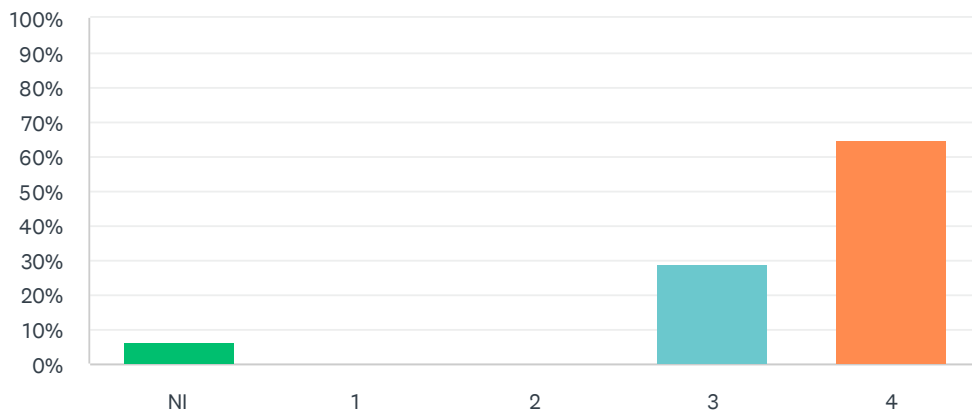
Answered: 62 Skipped: 7



ANSWER CHOICES	RESPONSES
NI	8.06% 5
1	0.00% 0
2	1.61% 1
3	43.55% 27
4	46.77% 29
TOTAL	62

Q14 Was an effective model and professional.

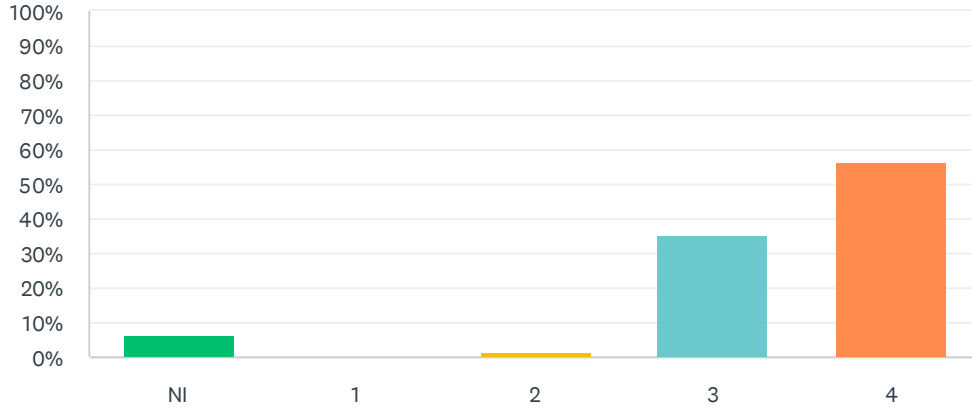
Answered: 62 Skipped: 7



ANSWER CHOICES	RESPONSES	
NI	6.45%	4
1	0.00%	0
2	0.00%	0
3	29.03%	18
4	64.52%	40
TOTAL		62

Q15 The overall quality of the support provided during the student teaching experience.

Answered: 62 Skipped: 7



ANSWER CHOICES	RESPONSES
NI	6.45% 4
1	0.00% 0
2	1.61% 1
3	35.48% 22
4	56.45% 35
TOTAL	62

Q16 Additional Comments (optional):

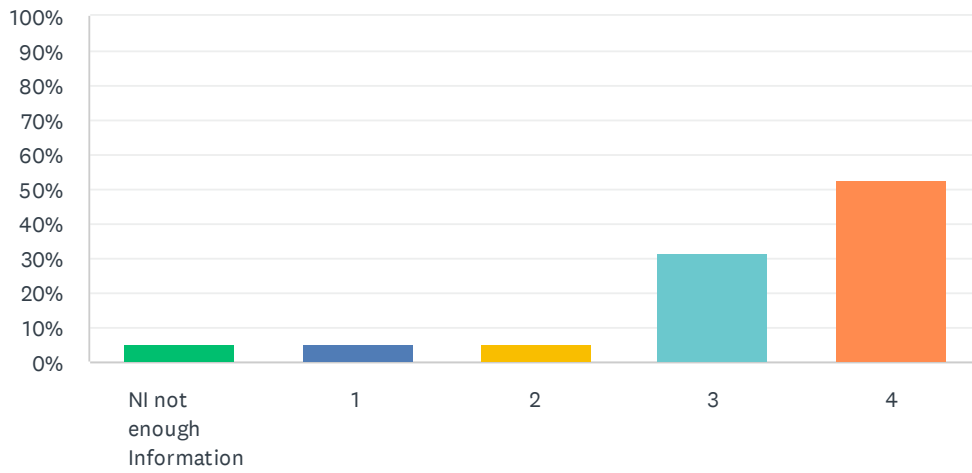
Answered: 13 Skipped: 56

Q17 University Supervisor Name

Answered: 6 Skipped: 63

Q18 Provided an adequate orientation on their role as a supervisor.

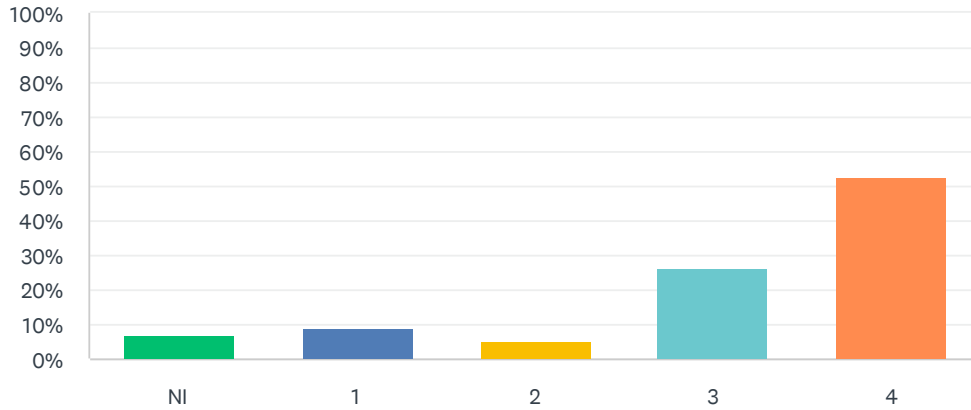
Answered: 57 Skipped: 12



ANSWER CHOICES	RESPONSES	
NI not enough Information	5.26%	3
1	5.26%	3
2	5.26%	3
3	31.58%	18
4	52.63%	30
TOTAL		57

Q19 Developed a team approach by communicating frequently with the cooperating teacher and student teacher.

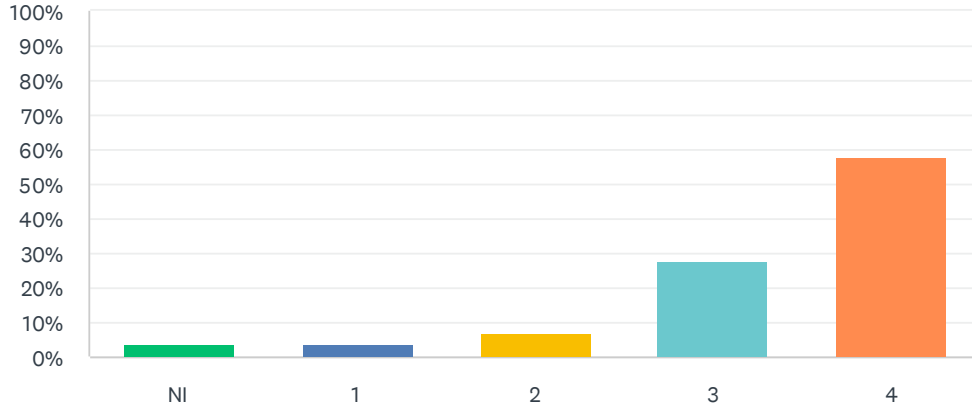
Answered: 57 Skipped: 12



ANSWER CHOICES	RESPONSES
NI	7.02% 4
1	8.77% 5
2	5.26% 3
3	26.32% 15
4	52.63% 30
TOTAL	57

Q20 Demonstrated a sincere interest in the development of the student teacher.

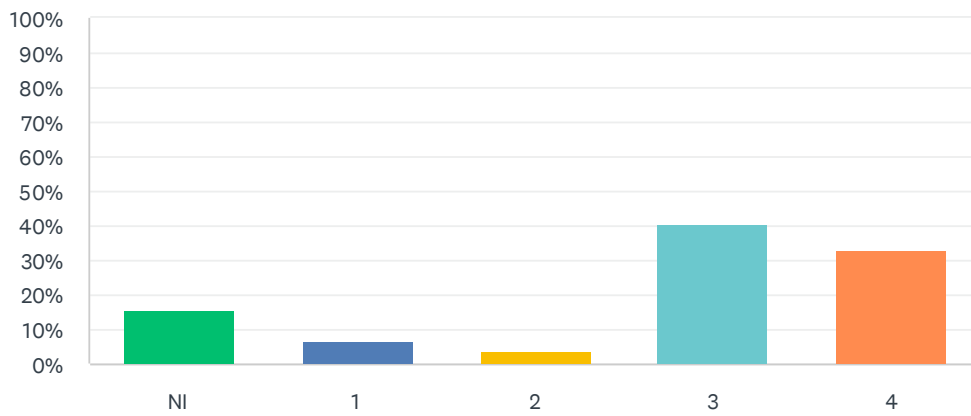
Answered: 57 Skipped: 12



ANSWER CHOICES	RESPONSES
NI	3.51% 2
1	3.51% 2
2	7.02% 4
3	28.07% 16
4	57.89% 33
TOTAL	57

Q21 Provided useful suggestions, materials, about teaching content.

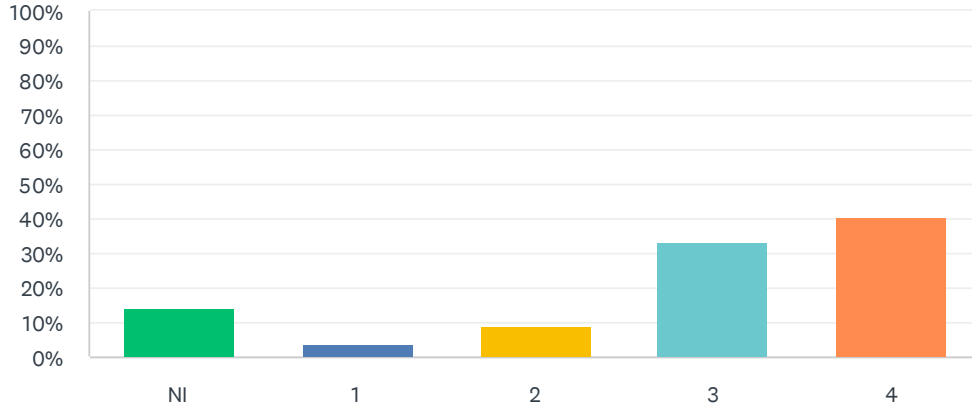
Answered: 57 Skipped: 12



ANSWER CHOICES	RESPONSES	
NI	15.79%	9
1	7.02%	4
2	3.51%	2
3	40.35%	23
4	33.33%	19
TOTAL		57

Q22 Provided ideas and strategies to help improve instruction and make it more meaningful for students.

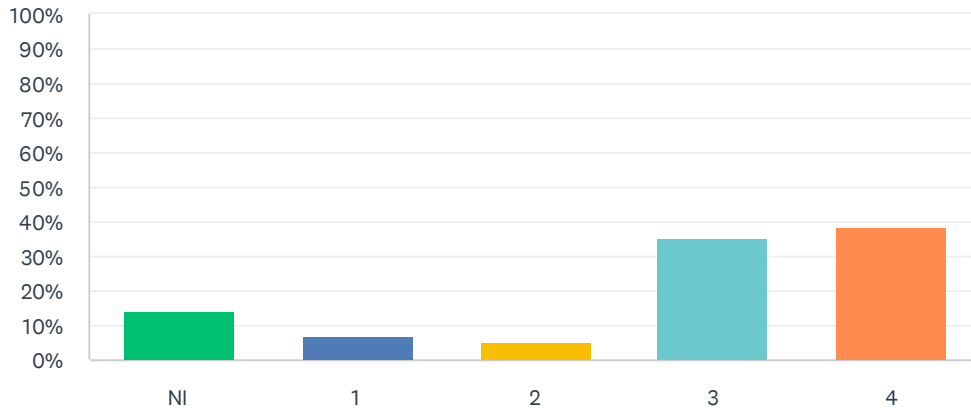
Answered: 57 Skipped: 12



ANSWER CHOICES	RESPONSES	
NI	14.04%	8
1	3.51%	2
2	8.77%	5
3	33.33%	19
4	40.35%	23
TOTAL		57

Q23 Helped the student teacher improve the classroom management abilities: organization, communication, climate setting, discussion, guidance, etc.

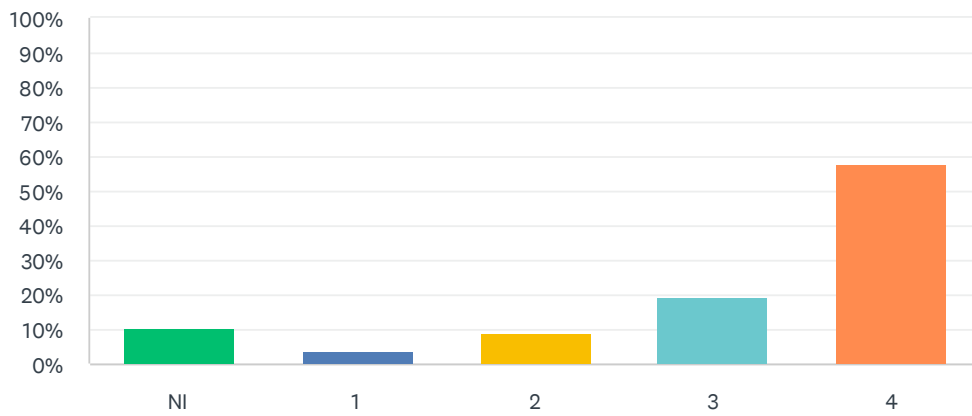
Answered: 57 Skipped: 12



ANSWER CHOICES	RESPONSES	
NI	14.04%	8
1	7.02%	4
2	5.26%	3
3	35.09%	20
4	38.60%	22
TOTAL		57

Q24 Provided timely and helpful feedback to the student teacher.

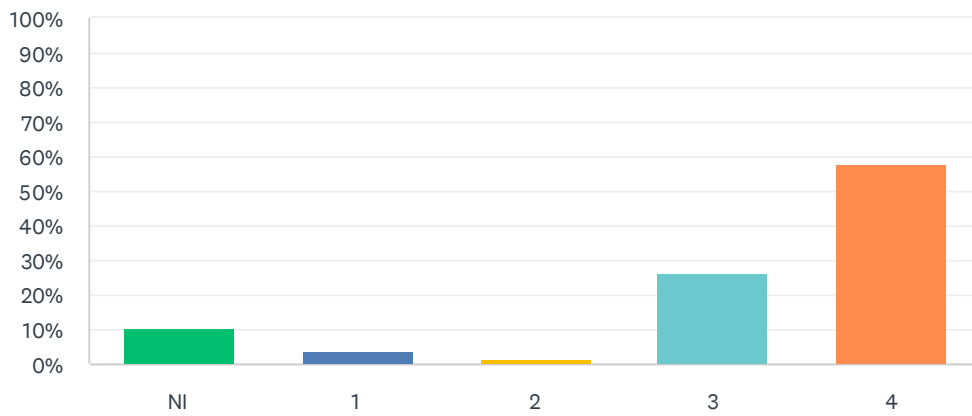
Answered: 57 Skipped: 12



ANSWER CHOICES	RESPONSES	
NI	10.53%	6
1	3.51%	2
2	8.77%	5
3	19.30%	11
4	57.89%	33
TOTAL		57

Q25 Was flexible in scheduling observations and follow-up conferences.

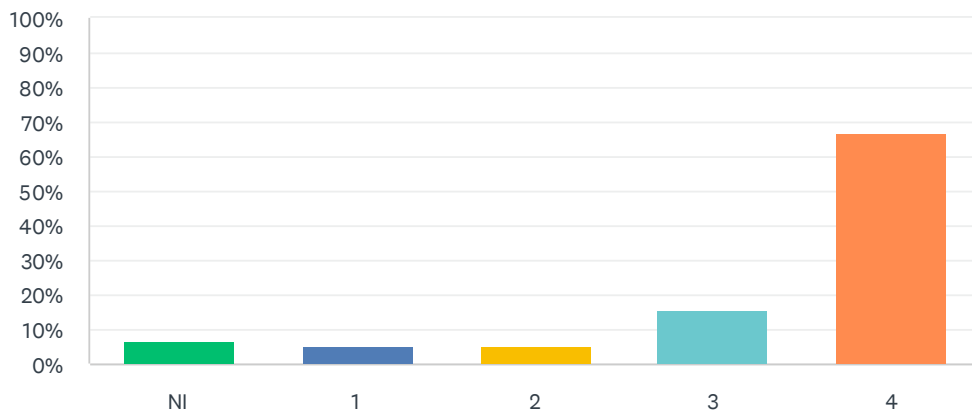
Answered: 57 Skipped: 12



ANSWER CHOICES	RESPONSES	
NI	10.53%	6
1	3.51%	2
2	1.75%	1
3	26.32%	15
4	57.89%	33
TOTAL		57

Q26 Was an effective model and professional.

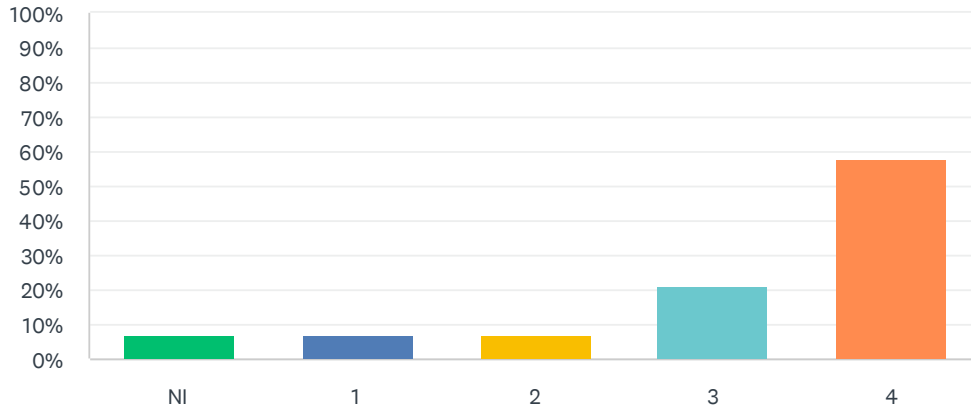
Answered: 57 Skipped: 12



ANSWER CHOICES	RESPONSES	
NI	7.02%	4
1	5.26%	3
2	5.26%	3
3	15.79%	9
4	66.67%	38
TOTAL		57

Q27 The overall quality of the support provided during the student teaching experience:

Answered: 57 Skipped: 12



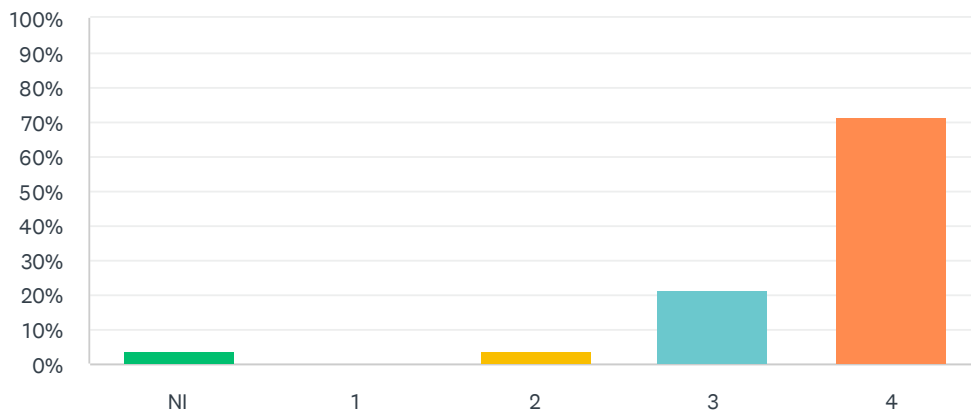
ANSWER CHOICES	RESPONSES	
NI	7.02%	4
1	7.02%	4
2	7.02%	4
3	21.05%	12
4	57.89%	33
TOTAL		57

Q28 Additional Comments (optional):

Answered: 12 Skipped: 57

Q29 Provided an adequate orientation on student teaching expectations.

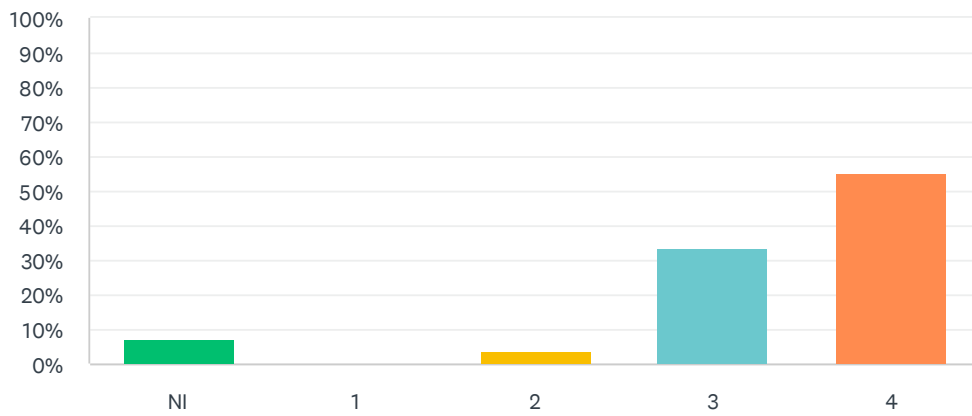
Answered: 56 Skipped: 13



ANSWER CHOICES	RESPONSES	
NI	3.57%	2
1	0.00%	0
2	3.57%	2
3	21.43%	12
4	71.43%	40
TOTAL		56

Q30 Evaluation forms were understandable and useful.

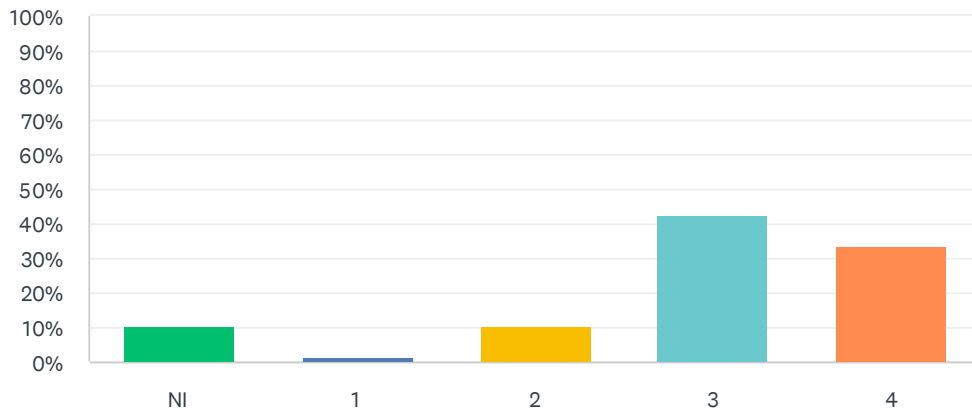
Answered: 56 Skipped: 13



ANSWER CHOICES	RESPONSES	
NI	7.14%	4
1	0.00%	0
2	3.57%	2
3	33.93%	19
4	55.36%	31
TOTAL		56

Q31 The Wittenberg Lesson Plan Form was appropriate.

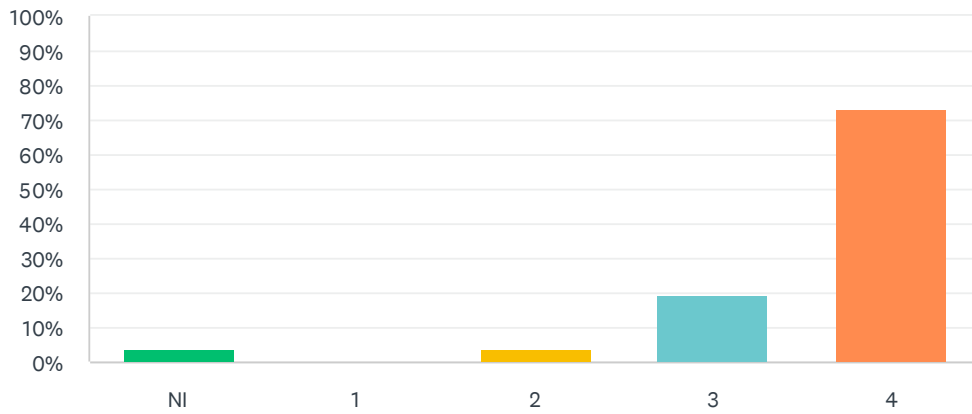
Answered: 56 Skipped: 13



ANSWER CHOICES	RESPONSES	
NI	10.71%	6
1	1.79%	1
2	10.71%	6
3	42.86%	24
4	33.93%	19
TOTAL		56

Q32 Demonstrated professionalism.

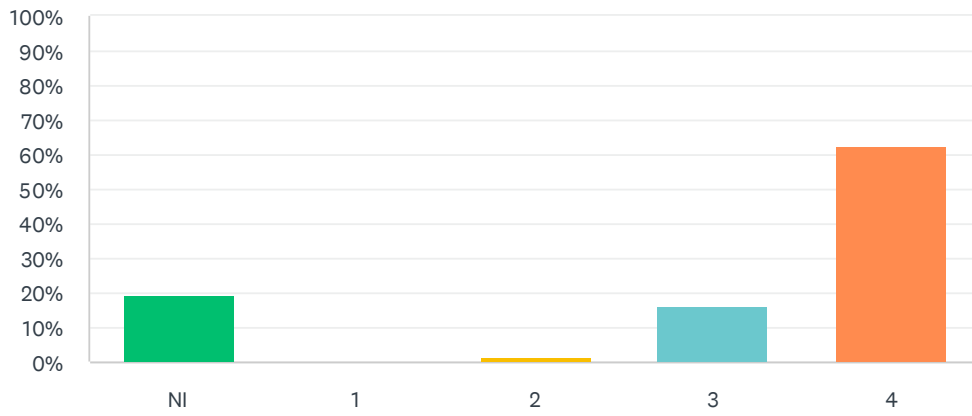
Answered: 56 Skipped: 13



ANSWER CHOICES	RESPONSES	
NI	3.57%	2
1	0.00%	0
2	3.57%	2
3	19.64%	11
4	73.21%	41
TOTAL		56

Q33 Answered inquires accurately and quickly.

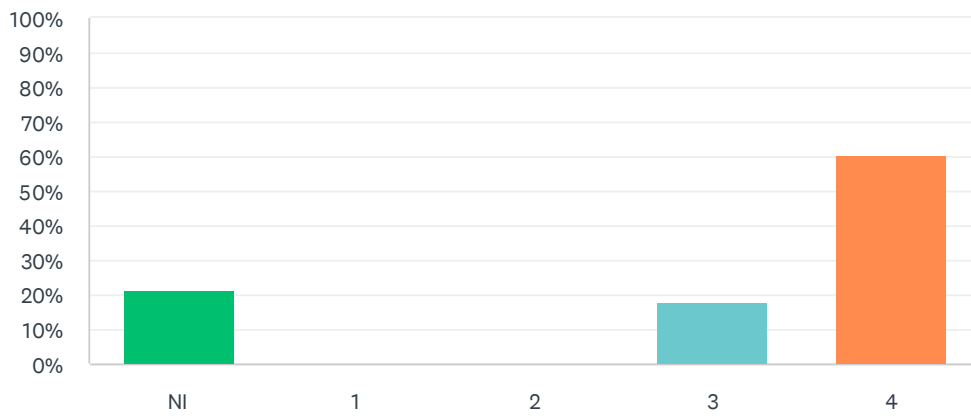
Answered: 56 Skipped: 13



ANSWER CHOICES	RESPONSES	
NI	19.64%	11
1	0.00%	0
2	1.79%	1
3	16.07%	9
4	62.50%	35
TOTAL		56

Q34 Was available for consultation.

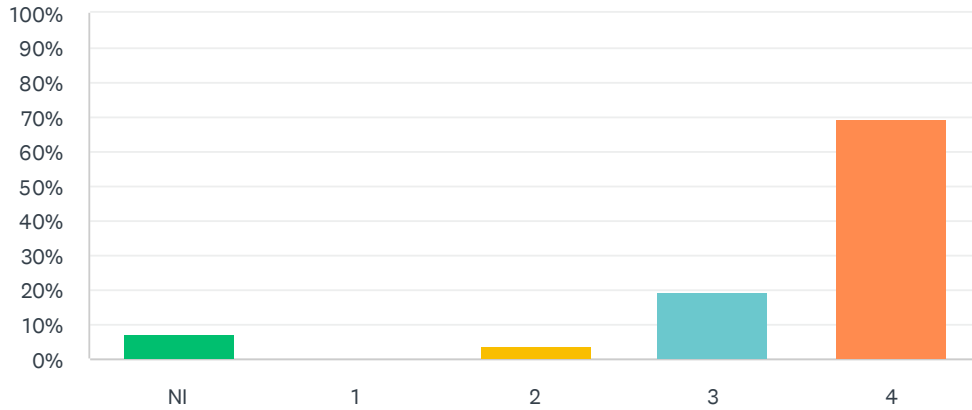
Answered: 56 Skipped: 13



ANSWER CHOICES	RESPONSES	
NI	21.43%	12
1	0.00%	0
2	0.00%	0
3	17.86%	10
4	60.71%	34
TOTAL		56

Q35 The overall quality of the support provided during the student teaching experience.

Answered: 56 Skipped: 13



ANSWER CHOICES	RESPONSES	
NI	7.14%	4
1	0.00%	0
2	3.57%	2
3	19.64%	11
4	69.64%	39
TOTAL		56

Q36 Additional Comments (optional):

Answered: 10 Skipped: 59