

Housing Selection

Signing Your Housing Agreement

You MUST sign a Housing Agreement to continue in Housing Selection

Step 1

Log into the Housing Portal with your Wittenberg email and password (via MyWitt or housing.wittenberg.edu)

Step 2

Click on "Forms & Applications"

Step 3

Click on "Housing Agreement (Fall 2022)"

Step 4

Review and Sign your Housing Agreement. A pdf copy will be emailed to you afterwards.

Step 5

Review the option for Renter's Insurance & make your selection. All residents should make sure their personal property is covered. Participation in GradGuard is one option but is not required.

Step 7

Complete your vaccination disclosure (you will need your vaccine info to complete this section)

If you don't remember the specifics about your vaccinations, provide as much accurate information as you can or ask a parent/guardian.

Tell us your occupancy preference (room by yourself or with a roommate – please note all 'Burbs residences are private bedrooms)

If you select you want a roommate, living preference questions will appear which can assist in finding a roommate if you do not already have one in mind.



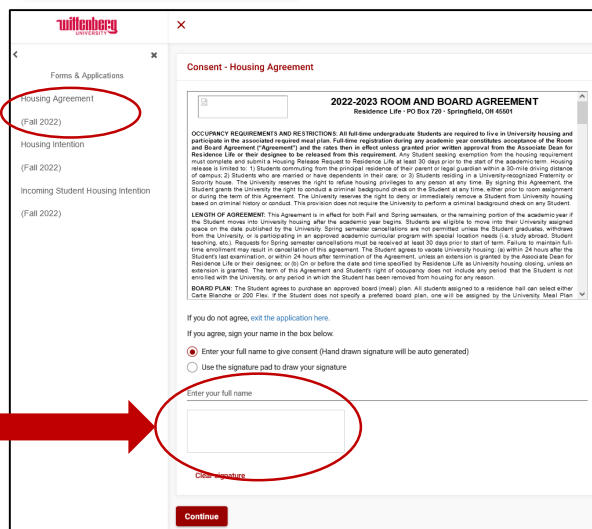
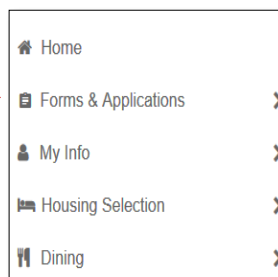
Tell us if you are interested in any Theme Living Communities (TLCs)

You can select as many as you like – questions will populate for each you select

Step 8

Press complete.

You have now completed your housing agreement! A pdf of the agreement will be emailed to you. If you have not completed the process, you will not receive this email.



Next Steps

Talk to your friends about roommate/housemate interest.

Review the ResLife website for more information & watch your Wittenberg email for next steps.